

Texas 4-H and FFA Breeding Sheep and Goat Validation Guidelines

County Extension Agents, Agriculture Science Teachers, and exhibitors should review the major show rules and be aware of requirements regarding state validation programs.

Officials of major livestock shows in Texas are participating in a program supported by the Texas A&M AgriLife Extension and the Texas Education Agency, Department of Agricultural Education, whereby all 4-H and FFA lambs and goats exhibited at their shows will be required to be identified appropriately with an official tag, county tattoo number, a hair sample for the DNA Assay, and a nose print for all sheep. A special tag has been designed specifically for the Texas 4-H/FFA Major Show Validation Program. Some local county shows or fairs may also require market lambs and goats to be validated through the state validation program.

The purpose of validation is to determine ownership and possession of a sheep or goat project by an exhibitor in a specific county. Breeding sheep and goat projects cannot be validated to more than one Exhibitor and cannot be validated in more than one county. Violation of this rule will result in the disqualification of exhibitor(s) and project(s).

It should be noted that a “complete validation” is defined as completing all necessary forms, online upload of information, *as well as* a secured placement of validation tags onsite. All livestock are required to have tags placed in their ears at the time of county-level state validation. Under no circumstances should tags be handed out for offsite tagging. Additionally, tags must remain in the ear through exhibition. Tags should not be cut out of the ear of validated livestock for any reason. In the event of medical circumstances requiring the tag be cut out, please consult a veterinarian. If a livestock validation visit is conducted, all livestock must be in compliance with a complete validation. If livestock are not in compliance with a complete validation, they may be subject to disqualification.

These guidelines are specifically for the breeding sheep and goats.

Registered Breeding Sheep – Show in the junior breeding sheep shows and must have registration papers declaring breed and ownership dates.

Registered Boer Breeding Goats – Show in the junior boer goat shows and must have registration papers declaring ownership dates.

Wether Dam – A ewe that is shown in wether dam shows, where emphasis is placed on selection of ewes for production of market lambs. Registration papers are not required.

Wether Doe – A doe that is shown in wether doe shows, where emphasis is placed on selection of does for production or market goats. Registration papers are not required.

GENERAL INSTRUCTIONS

1. A 4-H and FFA County Sheep and Goat Validation Committee must be organized in each county where they are being fed by members of either 4-H or FFA for exhibit at the major livestock shows that require sheep and goats to be validated. The committee shall be composed of County Extension Agents-Agriculture and/or 4-H and Agriculture Science Teachers in the county. When needed, the 4-H and FFA County Lamb and Goat Validation Committee may also include representatives from the county show/fair boards or other local leaders in the youth livestock program.

If there is not a County Sheep and Goat Validation Committee, the County Extension Agent is responsible for calling the first meeting to organize one. All County Extension Agents-Agriculture and all Agricultural Science Teachers in the county shall be invited to this meeting. A chairperson shall be selected from this group, and the number and composition of the committee will be determined at this meeting. It may be as large as the local agents and teachers deem practical; however, **there may not be less than four members on this committee**. The chairperson must be a county Extension agent or Agricultural Science Teacher. Exceptions must be approved by the Executive Committee of the Texas 4-H/FFA Sheep and Goat Validation Program. There may be many counties wherein this committee will be all County Extension Agents and all Agricultural Science Teachers. In counties where there are less than four people eligible to serve on this committee, a fourth member shall be selected locally. County show board members, youth livestock program leaders, 4-H Livestock Mentors and others are normally considered. He/she must be acceptable to the County Extension Agents and Agricultural Science Teachers.

The committee will make arrangements for an ear tagging tool, tattoo pliers, ink pads, alcohol, swabs, and any other equipment necessary for carrying out this program. The County Sheep and Goat Validation Committee is responsible for any locally incurred expenses resulting from the administration of the Texas 4-H and FFA Sheep and Goat Validation Program. Texas A&M AgriLife Extension will provide ear tags, validation forms, hair sample envelopes, nose print cards, and other appropriate written materials. The committee will meet as a group to conduct the validation of all 4-H/FFA breeding sheep and goats in the county. At least three committee members must be present during physical validation. County committees are encouraged to plan for unforeseen needs and situations which do not allow some 4-H/FFA members to participate on scheduled validation date(s).

2. To be eligible to compete at participating major shows, all breeding animals must abide by the rules presented in the Texas 4-H and FFA Breeding Lamb and Goat Validation Guidelines. Currently, these guidelines are for Rams, Ewes, Bucks and Does (Boer goats only, no other breeds are included). These breeding animals must be validated to be eligible to compete at participating major shows.

3. The ownership deadline for registered breeding sheep and registered Boer goats is October 1st. Purchase, delivery, possession and registration must all take place on or before **Oct. 1, 2018**. In the event that the date of transfer and ownership date are not consistent on the Original Registration Certificate, the most recent date will be interpreted as the official date of ownership for the exhibitor. Animals must be registered in the Herdbook of their Association in only the name of the junior owner. **The information on the papers should be reviewed by the committee during the validation process. Breeding animals that do not meet the guidelines should not be validated. The ownership deadline for Wether Dams and Wether Does is October 31.**

4. Validation will be conducted between October 1 and October 31, 2018. The County Level State Validation Committee determines the dates, times, and locations for conducting the state validation. County committees are encouraged to plan for unforeseen situations which prohibit some 4-H/FFA members from participating on scheduled validation date(s) or times.

A parent or guardian should be present and witness the validation process. If a parent or guardian is unable to participate, then a Parental Waiver/Hold Harmless Agreement form must be completed prior to validation. When a Parental Waiver/Hold Harmless Agreement is needed, a parent or guardian signature is **still** required on validation forms, ethics forms, and the DNA hair Sample envelopes. Exhibitors are highly encouraged to attend and assist as appropriate. Parent or guardian may sign forms for a minor child if needed.

5. Existing breeder tag numbers and tattoos that correspond to the registration papers will be used, **along with a RFID State Validation Tag. Therefore, County tattoo numbers are only required on Wether Dams and unregistered Wether Does. Registered Wether Does** will be allowed to use their flock tattoo instead of a county tattoo. Do not tattoo a registered Boer Doe with the county number when the goat has an individual goat tattoo in the left ear. Use the existing tattoo when completing the validation form. Placing another tattoo in the goats ear may make the Doe ineligible to compete as a registered Boer goat in the future.

6. The **Texas 4-H and FFA Breeding Validation Form** must be completed at the time breeding sheep and goats are tagged, nose printed (sheep), and hair samples collected for the DNA Assay. **The Breeding Animal Validation Forms should indicate the county name only. Do not list FFA or 4-H chapter names.** The 15 digit E-ID number does NOT need to be recorded on the form. **Remember each tag has a specific back (button).** The last five digits of the fifteen digit EID button must match the five digit number on the tags. All breeding sheep and breeding goats are recorded on the same validation form for an individual exhibitor.

Validation forms must be signed by the **exhibitor, exhibitor's parent or exhibitor's legal**

guardian, the supervising Agricultural Science Teacher or County Extension Agent, and the Validation Committee Chairperson. If the Committee Chairperson is the supervisor of the exhibitor(s) of the lamb, another committee member will sign for the chairperson.

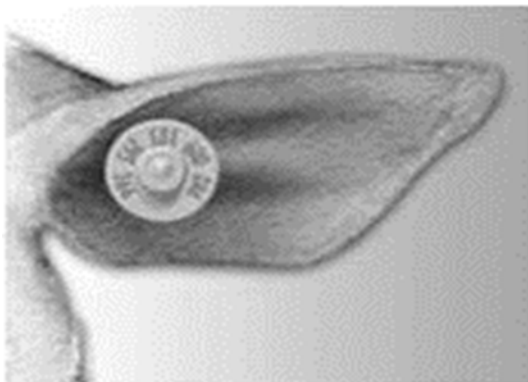
The County Level-State Validation Committee Chairperson will send the original (green copy) and fourth (hard copy) to Texas 4-H/FFA Sheep and Goat Validation Program. The second copy (blue) will be retained by the County Level-State Validation Committee Chairperson and the third copy (pink) will be retained by the supervising Agricultural Science Teacher or County Extension Agent. The County Level State Validation Committee Chairperson will maintain a complete record of all breeding sheep and goats validated in the county.

7. The registration number for each registered animal will be recorded on the Breeding Animal Validation Form and a copy of the original registration papers will be attached to the validation form. County Level –State Validation Committee must review the registration papers and ensure that ownership deadlines are met.

8. Registered breeding animals must be validated in the name of **individual exhibitor only** and that exhibitor must be a bona fide junior exhibitor and eligible to show as a junior exhibitor as stated in the show rules. **No partnerships are allowed on breeding animals.**

9. All breeding sheep and goats validated will have hair taken for the DNA Assay identification program. Hair samples will be taken by a member of the County Level State Validation Committee at the time of validation and placed in an individual hair sample envelope provided for each breeding animal. Detailed instructions for collecting hair samples are attached.

10. Breeding Sheep, Wether Dams, breeding Boer Goats and Wether Does may be tagged in either ear at the discretion of the validation committee, to avoid placing the state RFID tag in the same ear as the scrapie tag or flock tags. Breeding animals are required to have a scrapper tag and the scrapie tags should not be removed during validation. All market lambs, market goats, breeding sheep and breeding goats will be tagged with the same color RFID validation tag. Please use the tags in successive order. **EXAMPLE:**



EARTAG- Left Ear

“Free Air Space” is critical for proper healing and retention. Inspect placement after tagging to ensure there is sufficient space between ear and EID tag.

11. If an exhibitor transfers from one county to another or from one FFA chapter to another, the county in which the breeding animal was validated must contact the Texas 4-H/FFA Sheep and Goat Validation Program **in writing** of this transfer immediately. Copies of this correspondence should be sent to the new County Extension Agent or Agricultural Science Teacher to share with the new County's committee.

11. It is the responsibility of exhibitor and/or parent(s) or guardian(s) to ensure breeding sheep projects are fed and cared for in compliance with the rules and regulations set forth by major livestock shows. Coordinators of the State Sheep and Goat Validation Program, supervising county Extension agents and Agriculture Science Teachers, and the County Level State Validation Committee have the right to inspect the listed projects at any time during the feeding period.

Breeding Sheep and Goat Guidelines now include instructions for County Level State Sheep and Goat Validation Committees regarding sheep and goats outside the care of the exhibitor for breeding purposes:

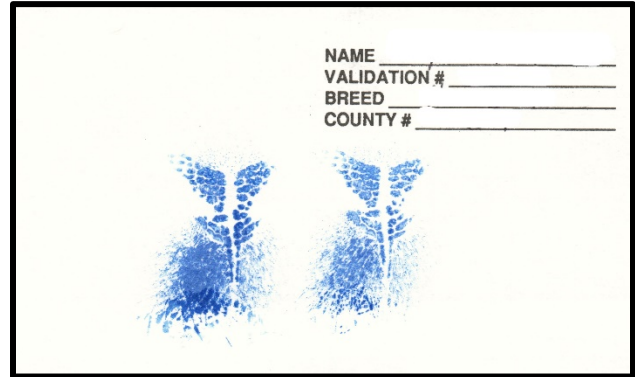
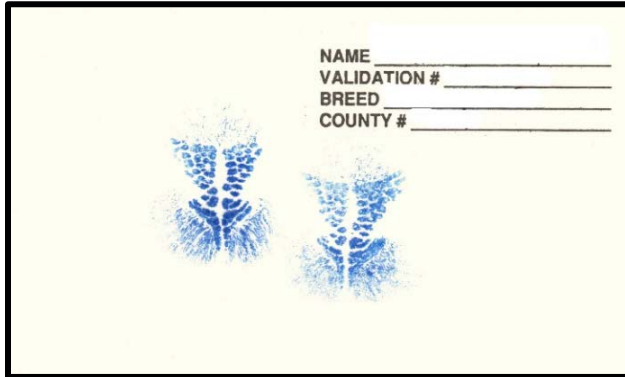
Prior approval must be granted by the "Species Specific County Level State Validation Committee" in the event the animal will be outside the direct care of the exhibitor for more than **48 HOURS**. This includes permission given for ewes or does to be outside the care of the exhibitor for the purpose of breeding. The State Sheep and Goat Validation Program has set the following criteria for animals to be outside the care of the exhibitors for this purpose.

1. Validated breeding sheep and goats are not approved to leave the state of Texas for breeding.
2. Validated breeding sheep and goats cannot be outside the care of the exhibitors after November 15 for breeding purposes **to ensure adequate time under the care of the exhibitor prior to competition.**
3. Following November 15, validated breeding sheep and goats must not leave the care of the exhibitor for longer than 48 hours, unless approved by the Specific County Level State Validation Committee.

Breeding Sheep Instructions (Reg. Sheep and Wether Dams:

1. All breeding sheep (registered sheep & wether dams) will be nose printed and the nose print cards will be clipped to the back of the hard copy (in numerical order) of the validation form. **Each nose print card must contain two (2) nose prints that are clear and legible. Make sure they are not smeared or blurred.** Prints must be taken side by side on the front of the card. A third nose print for the county files should be retained. Official nose prints are to be taken on 3 X 5

inch, un-ruled cards. It is suggested to use blue ink when nose printing as we have found the print is usually much brighter and are easier to read. The nose print card should also have the name of the exhibitor, county name and number, breed, and the RFID State Validation Tag number of the breeding sheep. (See example.)



2. Junior Wether Dams are exhibited as ewes suited for club lamb production and are not required to be registered. Both commercial and registered ewes are eligible to show in the Wether Dam Show, **however, ewes may NOT be validated as a registered breeding sheep and as a Junior Wether Dam.**

Ewes validated for Junior Wether Dam shows must be validated using a state RFID validation tag, nose print, county tattoo, and a hair sample for DNA analysis. The ownership date for ewes validated as a Junior Wether Dam is October 31, same as market lambs. Ewes must be re-validated each year.

3. The San Angelo Stock Show added a TLBA junior wether dam show in 2017. **Wether dams must have a ewe lamb TLBA tag in their ear and recorded on the breeding sheep form in order to show in the San Angelo Wether Dam Show.**

Breeding Goats Instructions (Reg. Boer Goats and Wether Does:

1. American Boer Goat Association (ABGA) requires a flock tattoo be in the right ear and the individual goat tattoo in the left ear. The individual goat tattoo will also include a designated letter for the year the goat was born (Example= E102 or 102E.)

ABGA TATTOO LETTERS:

- 2015 Tattoo Year Letter: E
- 2014 Tattoo Year Letter: D
- 2013 Tattoo Year Letter: C

2. Registered Does are eligible to show as Wether Does, but they must be validated as a Junior Wether Doe **only**. Do not tattoo a registered Boer Doe with the county number when the goat has

an individual goat tattoo in the left ear. Use the existing tattoo when completing the validation form. Registered Does may **NOT** be validated as a registered Breeding Goat **AND** as an Wether Doe. Exhibitors **must choose** prior to validation.

Final Check

The County Level State Validation Committee Chairperson shall double check all validation forms and materials prior to submission to the State 4-H and FFA Sheep and Goat Validation Program. Chairperson should check the following:

- a) All information requested on the validation forms, the ethics policy forms, and the hair sample envelopes are complete.
- b) All required signatures are on the validation forms, the ethics policy forms, and the hair sample envelopes.
- c) Nose print cards are securely attached to the back of each exhibitors validation form. Nose print cards should be in numerical order. County validation forms should be submitted in alphabetical order.
- d) Hair envelopes should be submitted in numerical order.
- e) Registration papers should be included (front and back), and attached to the back of each individual's hard copy. Ownership date should be prior to October 1, 2018.

Specified copies of validation forms, nose print cards, copy of registration papers, DNA hair samples, and required ethics policy forms should be mailed to:

**State Sheep and Goat Validation Program
7887 US Highway 87 North
San Angelo, TX 76901-9714
Phone: 325/653-4576**

Must be postmarked on or before November 8, 2018 and it's recommended that the materials be sent registered mail, return receipt requested.

Instructional videos for validating breeding sheep and goats are available at:

<https://sheepandgoatvalidation.tamu.edu/major-show-validation/>