

# TEXAS 4-H/FFA SHEEP & GOAT VALIDATION PROGRAM GUIDELINES

**\*\*Registration paper corrections will NOT be accepted after Nov 8, 2025\*\***

**\*\*Temporary Certificates are NOT accepted for State Validation\*\* (see pages 13-14)**

## Important Dates

- August 11, 2025** [www.texaslivestockvalidation.com](http://www.texaslivestockvalidation.com) is open; only the County Validation Chairperson may submit tag orders. **\$25.00 validation fee per tag.** ONLY ONE order per county. *Please do not mail payment until you receive an invoice.*
- September 13, 2025** Late tag ordering begins through the online system; only the County Validation Chairperson may submit late tag orders. **\$30.00 validation fee per tag.** *Please do not mail payment until you receive an invoice.*
- October 23, 2025** Last day for the County Validation Chairperson to order late tags through the online system. **\$30.00** validation fee per tag. *Tags may be ordered after this point by calling the Sheep and Goat Validation Office in San Angelo until October 31<sup>st</sup>.*
- October 1, 2025** **REGISTERED BREEDING SHEEP AND GOAT OWNERSHIP DEADLINE** – *more details on pages 13-14*
- October 1-31, 2025** Sheep and goats MUST be physically validated by the County Validation Committee to be eligible at the 2026 Major Shows.
- October 1 – November 8** [www.texaslivestockvalidation.com](http://www.texaslivestockvalidation.com) is open to ONLY the County-Level State Validation Committee Chairperson to enter validation data in the online system. Resources for data entry are available at <https://sheepandgoatvalidation.tamu.edu/>.
- November 8, 2025** Physical validation paperwork, including *Validation Forms, Ethics Policies*, DNA samples, and nose prints, **MUST BE POSTMARKED** and sent to the Texas Sheep and Goat Validation Office in San Angelo.  
\*\*\*This is not the same location as the Steer and Heifer Validation Office.\*\*\*

**\*\*Validation is not complete without validation data being entered online at [www.texaslivestockvalidation.com](http://www.texaslivestockvalidation.com).\*\***

Please be aware that dates listed in these guidelines are **state deadline dates only**. Local deadlines take priority over the dates in the *State Sheep and Goat Validation Program Guidelines*. Additionally, the validation fees listed in these guidelines are the **state validation costs only**. Local fees may apply and take priority over the fees listed in the *State Sheep and Goat Validation Program Guidelines*.



We strongly encourage and advise Validation Chairman to send copies of validation forms, ethics policies, and nose prints (if applicable) to exhibitor(s)' respective CEA/AST AND PARENT/GUARDIAN.

### **Marty Gibbs**

District Extension Administrator  
7887 US Hwy 87 North  
San Angelo, TX 76901  
Tel. 325.657.7313  
Fax. 325.655.7791  
[marty.gibbs@ag.tamu.edu](mailto:marty.gibbs@ag.tamu.edu)

### **Joleen Frost**

Youth Sheep and Goat Associate  
Texas Sheep and Goat Validation  
7887 US Hwy 87 North  
San Angelo, TX 76901  
Tel. 325.657.7322  
Fax. 325.655.7791  
[joleen.frost@ag.tamu.edu](mailto:joleen.frost@ag.tamu.edu)

**MEMORANDUM**

TO: County Extension Agents – ANR/4-H  
Agricultural Science Teachers

SUBJECT: 2026 Major Show 4-H/FFA Sheep & Goat Validation

The Major Show Sheep and Goat Validations are required to be conducted from a central office of the County-Level State Validation Committee Chairperson. All validations should occur at a time, place, and date determined by the County-Level State Validation Committee between **October 1<sup>st</sup> and October 31<sup>st</sup>**.

The 2025-2026 Texas 4-H/FFA Sheep & Goat Validation Program Guidelines are attached and are also available for download at: <https://sheepandgoatvalidation.tamu.edu>

**Major Show market lambs, market goats, breeding sheep, wether/commercial dams, breeding goats, and wether/commercial does will use the same RFID tags and will be recorded on the same *Validation Form*.** Counties that have unused tags at the completion of validation **will not** be required to return these tags to our office. Those unused tags can be used for replacement tags in your county. If your county needs more validation tags, additional tags may be ordered from the Texas Sheep and Goat Validation Program using the online order form through October 23<sup>rd</sup> at a cost of \$30 per tag. **If you need to order late tags after October 23<sup>rd</sup>, you must contact the Sheep and Goat Validation Office.**

**\*REMINDER\*** Market lambs and goats validated during the 2025 State Fair Validation Period **WILL BE ELIGIBLE** for 2026 Spring Major Shows. Market animals validated for the 2025 State Fair will carryover for 2026 Spring Major Shows, similar to breeding animals. Once validated, the project **MUST** remain in the care of the exhibitor that project is validated to; if the exhibitor chooses to sell the project to a new exhibitor, the new exhibitor **MUST REVALIDATE** the project within the next validation period. Please see the Sheep and Goat Validation Program Guidelines for more details.

In compliance with Rule #3 of the **2025-2026 Texas 4-H/FFA Livestock Program Ethics Policy**, a **physical address** of where the livestock will be located **MUST** be listed on the Ethics Policy, regardless of if this is the same address listed on the validation form.

It is **NOT** the responsibility of the County-Level State Sheep and Goat Validation Committee to remove any tags which may be present in the animal's ear at the time of validation. **THE VALIDATION COMMITTEE SHOULD NOT REMOVE USDA SCRAPIE TAGS!**

**Tattoos are required as part of a complete validation and will be checked at the major shows. If any animal is found to be MISSING A TATTOO or the TATTOO IS NOT LEGIBLE at time of show, the project will be subject to disqualification.**

**Reminders:**

- **DO NOT OBTAIN SIGNATURES BEFORE VALIDATION.** Signatures on the *Validation Form* verify that validation of those animals was performed correctly. **INITIALS ARE NOT ACCEPTED AS SIGNATURES AND WILL BE RETURNED!**
- Local Validation Committees are limited to charge no more than \$5.00 above the original cost of the validation tag to cover the cost of local expenses.
- Family Validation of Market and Breeding Sheep and Goats
- Roll-Over of Breeding Sheep and Goats – 3-year program
- Only breeding sheep/goats and/or commercial/wether dams/does that **were VALIDATED CORRECTLY are eligible for the Roll-Over Program**. If validation for a specific sheep/goat was rejected at any time during the validation process, that animal must be revalidated to be eligible for future shows. Additionally, if a wether/commercial dam or doe was

West Central District 7

Texas A&M AgriLife Extension Service  
7887 US Highway 87 N | San Angelo, Texas 76901

Tel. 325.653.4576 | Fax. 325.655.7791 | [SanAngelo.tamu.edu](mailto:SanAngelo.tamu.edu)

validated as a MARKET animal, that animal MUST BE REVALIDATED to be eligible for 2025 State Fair. **YOU CAN FIND BREEDING ANIMALS ELIGIBLE FOR THE 2026 TEXAS MAJOR LIVESTOCK SHOWS ON THE TEXAS LIVESTOCK VALIDATION WEBSITE IN THE SHEEP/GOAT PROJECT LIST NAVIGATION PANE.** *If you have ANY discrepancies with the validation status of any animal(s) in YOUR COUNTY, please notify the Sheep and Goat Validation Office IMMEDIATELY.*

**ALL OFFICIAL VALIDATION AND TAGGING WILL OCCUR IN THE PRESENCE OF THE COUNTY-LEVEL STATE SHEEP AND GOAT VALIDATION COMMITTEE.**

***\*REMINDER\* Counties are required to print their own validation forms! Forms can be found at:***  
**<https://sheepandgoatvalidation.tamu.edu>**

Please find enclosed the sheep and goat validation tags that you ordered for your county along with DNA sample envelopes, and nose print cards (for sheep only). The Texas 4-H/FFA Sheep & Goat Validation materials must be submitted no later than **November 8<sup>th</sup>, 2025** by registered mail, return receipt requested, directly to:

**Texas Sheep and Goat Validation Program  
7887 US Highway 87 North  
San Angelo, TX 76901**

For validation to be complete, the County-Level State Sheep and Goat Validation Committee Chairperson MUST complete the online validation submission at <https://www.texaslivestockvalidation.com/> by November 8, 2025. Detailed instructions can be found online.

**\*\*\*Please REMOVE/UPDATE exhibitors that have graduated/no longer showing when entering validation data – your help is greatly appreciated!\*\*\***

Thank you for your support of the Texas 4-H/FFA Sheep and Goat Validation Program! If you have any questions, please feel free to contact us at (325) 657-7322.



**Marty Gibbs**  
District Extension Administrator  
7887 US Hwy 87 North  
San Angelo, TX 76901  
Tel. 325.657.7313  
Fax. 325.655.7791  
[marty.gibbs@ag.tamu.edu](mailto:marty.gibbs@ag.tamu.edu)



**Joleen Frost**  
Youth Sheep and Goat Associate  
Texas Sheep and Goat Validation  
7887 US Hwy 87 North  
San Angelo, TX 76901  
Tel. 325.657.7322  
Fax. 325.655.7791  
[joleen.frost@ag.tamu.edu](mailto:joleen.frost@ag.tamu.edu)

**ALL OTHER FORMS CAN BE FOUND IN THE TEXAS 4-H/FFA SHEEP & GOAT VALIDATION PROGRAM GUIDELINES AND ONLINE AT <https://sheepandgoatvalidation.tamu.edu>. Please be sure that you are using updated forms!**

***Please visit our website for additional forms, information, and instructions regarding Texas Sheep and Goat Validation. Please be sure that you download and use updated forms! Website link: <https://sheepandgoatvalidation.tamu.edu>***

West Central District 7

Texas A&M AgriLife Extension Service  
7887 US Highway 87 N | San Angelo, Texas 76901

Tel. 325.653.4576 | Fax. 325.655.7791 | [SanAngelo.tamu.edu](http://SanAngelo.tamu.edu)

# 2026 Sheep & Goat Validation Program

## Texas 4-H/FFA Validation Guidelines – MAJOR SHOW

<https://sheepandgoatvalidation.tamu.edu/>

Officials of major livestock shows in Texas are participating in a program supported by Texas A&M AgriLife Extension Service and the Texas Education Agency, Department of Agricultural Education, whereby all 4-H and FFA market sheep and goats exhibited at their shows will be required to be identified appropriately with an official Texas Sheep and Goat Visual/Electronic Identification (EID) Tag, tattoo, nose print and DNA Assay. A special tag has been designed specifically for the Texas 4-H/FFA Sheep and Goat Validation Program. Please see appropriate show rules to determine which major livestock shows require breeding and/or market sheep and goats to be officially validated through the Texas 4-H/FFA Sheep and Goat Validation program.

<b>M E M O R A N D U M</b>	2
<b>Definition of Terms</b>	5
<b>County-Level State Sheep and Goat Validation Committee Structure and Responsibilities</b>	6
<b>State Validation Compliance Team and Validation Compliance Checks</b>	8
<b>Validation Paperwork</b>	9
<b>Roll-Over MARKET Lamb and Goat Validation</b>	11
<b>Roll-Over Breeding Sheep and Breeding Goat Validation</b>	12
<b>Family Validation for Breeding Sheep and Breeding Goats</b>	12
<b>Registered Breeding Goat Information</b>	13
<b>Registered Breeding Sheep Information</b>	14
<b>Breeder's Associations Information</b>	15
<b>Potential Sheep/Goat Ear Tags</b>	16
<b>Texas Animal Health Commission Agreement</b>	17
<b>Validation Process</b>	21
<b>Submitting Validation Paperwork and DNA</b>	23
<b>Physical Validation Summary</b>	24
<b>Validation Tag Order Payment Process</b>	25
<b>Ear Tag Replacement Information</b>	26
<b><i>EAR TAG REPLACEMENT FORM</i></b>	27
<b>County Transfer Information</b>	28
<b>Change of Address Information</b>	28
<b>Change of Ownership Information</b>	28
<b>Change of County Request Form</b>	29
<b>Change of Address Request Form</b>	30
<b>TEXAS SHEEP &amp; GOAT VALIDATION CHANGE OF OWNERSHIP FORM</b>	31
<b>Texas 4-H/FFA Validation 840 Tag Change Form</b>	32
<b>PROCEDURES FOR A BETTER TATTOO – MARKET LAMBS/GOATS &amp; WETHER DAMS/DOES ONLY</b>	33
<b><i>TATTOO REPLACEMENT FORM</i></b>	34
<b>PROCEDURES FOR A BETTER NOSE PRINT – SHEEP ONLY</b>	35
<b>PROCEDURES FOR A DNA ASSAY HAIR COLLECTION</b>	36
<b>Texas 4-H/FFA Sheep and Goat Validation Committee Form – MAJOR SHOW</b>	37
<b>2025-2026 TEXAS 4-H/FFA LIVESTOCK PROGRAM ETHICS POLICY</b>	38
<b>Parental Waiver and Hold Harmless Agreement</b>	42
<b>Texas Livestock Validation Form</b>	43

## Definition of Terms

### **County-Level State Validation Committee:**

This committee is comprised of a minimum of FOUR individuals, including the chair and co-chair (as needed). This committee is responsible for the facilitation of physical validation which includes, but is not limited to selecting validation dates, times, and locations, gathering equipment needed to conduct validation (including the documentation provided by Texas Sheep and Goat Validation) and is responsible for any locally incurred expenses resulting from the administration of the Texas 4-H and FFA Validation Program. This committee will also oversee the physical validation process, as well as any matters throughout the feeding period, including retagging of livestock.

### **County-Level State Validation Chairperson:**

This individual (or individuals in the case of a co-chair) is responsible for establishing a local committee, ordering validation materials, submitting validation information online, and overseeing the overall responsibilities of the committee. The chair and co-chair must be a County Extension Agent or Agricultural Science Teacher. A co-chair is necessary if the chairperson also serves as a parent or supervisor. Each individual should only sign once per form/DNA envelope for each validated animal. The chairperson will be the main point-of-contact for any validation communication throughout the validation and feeding period.

### **Species Specific State-Level Validation Chairperson:**

This chairperson is responsible for the oversight of each species validation program across the state. They manage and facilitate each species' related documentation, deadline dates, and are available to answer any questions or concerns regarding the Texas 4-H and FFA Validation Program.

### **State-Level Species Specific Validation Programs:**

Texas Steer and Heifer Validation – Dr. Billy Zanolini

Texas Sheep and Goat Validation – Mr. Marty Gibbs

Texas Swine Validation – Ms. Tammy Glascock

### **State Validation Program Executive Committee:**

This committee serves as a final evaluation and declaration of determinations or disqualifications made by the State Level Species-Specific Validation Committee regarding appeal requests.

### **State Validation Compliance Team:**

This team is comprised of employees of Texas A&M AgriLife Extension Service who are dedicated to providing support to the Texas 4-H/FFA Livestock Validation programs by working alongside local county-level state validation committees to uphold the integrity of the Texas 4-H/FFA Livestock Validation programs. This group is called upon to assist in making validation compliance checks as needed.

# County-Level State Sheep and Goat Validation Committee

## Structure and Responsibilities

1. A 4-H and FFA “County-Level State Sheep and Goat Validation Committee” shall be organized in each county where animals are being fed by members of either organization for exhibition at the major livestock shows that require sheep and goats to be state validated. The committee *shall be composed of County Extension Agents-Agriculture and/or 4-H (CEA), Agricultural Science Teachers (AST)* in the county. When needed, the 4-H and FFA County Validation Committee may also include representatives from the county show/fair boards or other local leaders in the youth livestock program.
2. If there is not a “County-Level State Sheep and Goat Validation Committee,” the County Extension Agent is responsible for calling the first meeting to *organize* one. All County Extension Agents-Agriculture and/or 4-H and all Agricultural Science Teachers in the county shall be invited to this meeting. The number and composition of the committee will be determined at this meeting. It may be as large as the local agents and teachers deem practical; *however, there may not be fewer than **four** members on this committee*. A Chairperson, who **MUST** be present at validation, shall be selected from this group. The chairperson should be a County Extension Agent or Agricultural Science Teacher. A Co-Chair may be selected (and must be a County Extension Agent or Agricultural Science Teacher) to serve as well. This is necessary for instances where the chairperson may also be a supervisor or parent of an exhibitor. Each signing party on validation forms must only sign once. Therefore, a co-chair may be selected to sign when needed. There may be many counties wherein this committee will be all County Extension Agents and Agricultural Science Teachers. County Extension Agents and Agricultural Science Teachers who have members or students validating in a particular species are highly encouraged to participate in that species committee and be present at validation.
3. In counties *where there are fewer than **four** people* eligible to serve on this committee, *additional members shall be selected locally*. He/she must be representatives from the county show/fair boards or other local leaders in the youth livestock program and be mutually acceptable to the County Extension Agents and Agricultural Science Teachers.
4. In counties with a County Extension Agent vacancy, the appropriate District Extension Administrator may serve on the “County-Level State Sheep and Goat Validation Committee.” Further, the District Extension Administrator may assign a County Extension Agent from another county within the corresponding district to serve on the validation committee. In cases of vacancies by County Extension Agents and/or Agricultural Sciences Teachers to serve, the State Level Species Specific Chairperson must be contacted to provide guidance on selecting a chairperson and committee.
5. The “County-Level State Sheep and Goat Validation” Chairperson is responsible for ordering official Texas Sheep and Goat Visual/Electronic Identification (EID) tags for his or her county at [www.texaslivestockvalidation.com](http://www.texaslivestockvalidation.com).
6. The committee will make arrangements for ear tagging tools, tattoo pliers, nose print cards, ink pads, and any other equipment necessary for conducting this program. The “County-Level State Sheep and Goat Validation Committee” is responsible for any locally incurred expenses resulting from the administration of the Texas 4-H and FFA Sheep and Goat Validation Program.
7. The **committee will meet as a group** to conduct the validation of all 4-H/FFA sheep and goats in the county. **Sheep and goats must not be validated by less than three committee members and have County Extension Agent and Agricultural Science Teacher representation. The chairperson (and co-chair, if applicable) must be present for physical validation.**
8. Participating shows are requiring all (livestock) to be validated at a time, place, and date determined by the



# 2026 Sheep & Goat Validation Program

## Texas 4-H/FFA Validation Guidelines – MAJOR SHOW

<https://sheepandgoatvalidation.tamu.edu/>

“County-Level State (Livestock) Validation Committee” between October 1 and October 31. If exhibitors have conflicts that interfere with the scheduled validation day(s) or acquires additional livestock after scheduled validation day(s), the exhibitor must contact the County-Level State (Livestock) Validation Chairperson and request and alternate validation. The County-Level State (Livestock) Validation Committee has the authority to set an alternative validation at the time, place, and location of their choosing. Under NO CIRCUMSTANCES will fewer than three committee members be present during an alternate validation. To minimize excessive conflicts, the committee is strongly encouraged to set a non-published make-up validation day at the end of October to proactively prepare for unforeseen needs and circumstances. ***\*Note: Committees should make every effort to grant all reasonable requests for an alternate validation on or before October 31, 2025. The Texas Validation Executive Committee reserves the right to settle disputes between the “County-Level State (Livestock) Validation Committee” and exhibitors state validating livestock.***

### Managing Validation Conflicts

- The county committee will meet to determine the validity of the conflict.
- If the conflict is determined to be valid, the committee is expected to make reasonable accommodations to validate the project, including scheduling a separate validation day, time, and/or location.
- Under NO CIRCUMSTANCES will fewer than three committee members be present during an alternate validation.

**Exceptions for these guidelines may be granted by the State Sheep and Goat Validation Coordinator/Chairperson.**

**It should be noted that validation is proof of ownership as required by major livestock shows in Texas. It does NOT automatically enter exhibitors in a major livestock show or county show.**

***“ By signing this document, the exhibitor and parent/guardian, recognize his/her responsibilities for the primary and continuous care of livestock projects throughout the feeding period and hereby authorizes the State Validation Coordinator or designated representatives and/or State Validation Compliance Team, supervising AST/CEA and the “Species Specific County-Level State Validation Committee” the right to inspect your livestock project(s), along with any other state validated livestock projects on premises, at any time during the feeding period with or without prior notice. State validated livestock must be made available for inspection at any time requested at the address listed on validation record or any other property (public or privately owned) where the livestock may be located. Failure to make inspection available as requested will constitute a violation of validation rules and may lead to disqualification of the livestock in question and any other validated livestock. Additionally, any exhibitor in violation of the primary and continuous daily care rule is subject to disqualification.” –Rule 3, Ethics Policy***

**Rule #3 of the Ethics Policy has been enhanced to include a process for approving state validated livestock to be outside of the direct care of the livestock exhibitor, their immediate family, and/or County Extension Agent or Agricultural Science Teacher. PLEASE READ THE ENTIRE RULE #3 FOR A FULL EXPLANATION OF THIS RULE!**

**To obtain prior approval, exhibitors must complete an official 4-H/FFA Validation Rule #3 Prior Approval Form. Exhibitors not obtaining prior approval as outlined ON THE ETHICS POLICY will be subject to disqualification of the livestock in question and any other state validated livestock projects. The form can be accessed at: <https://sheepandgoatvalidation.tamu.edu/>**

# State Validation Compliance Team and Validation Compliance Checks

As noted in the Texas 4-H and FFA Livestock Program Ethics Policy, exhibitors and their families authorize, *“the State Validation Coordinator or designated representatives and/or State Validation Compliance Team, supervising AST/CEA and the “Species Specific County-Level State Validation Committee” the right to inspect your livestock project(s), along with any other state validated livestock projects on premises, at any time during the feeding period with or without prior notice. State validated livestock must be made available for inspection at any time requested at the address listed on validation record or any other property (public or privately owned) where the livestock may be located. Failure to make inspection available as requested will constitute a violation of validation rules and will lead to disqualification of the livestock in question and any other validated livestock. Additionally, any exhibitor in violation of the primary and continuous daily care rule is subject to disqualification.”*

These validation checks may be conducted by any of the parties stated above. These checks may occur at the time of physical validation or during the feeding period. These checks may be random or directed in nature, as deemed necessary by the Species-Specific State Validation Coordinator. Additionally, counties found to be in violation of validation process procedures are subject to review by the Species-Specific State Validation Chairperson.

Parties suspected of being in violation of the Texas 4-H and FFA Livestock Program Ethics Policy will be further investigated by the Species-Specific State Validation Chairperson and the State Validation Executive Committee. As signed in the Texas 4-H and FFA Livestock Program Ethics Policy, *“a violation of validation rules will lead to disqualification of the livestock in question and any other validated livestock.”* Additionally, any exhibitor in violation of the rule is subject to disqualification.

The State Validation Compliance Team are employees of Texas A&M AgriLife Extension Service and serve as a means to help uphold the integrity of the Texas 4-H and FFA Livestock Program. These Employees are trained and trusted by both organizations to carryout processes as set forth by the state-level livestock validation programs.



# 2026 Sheep & Goat Validation Program

## Texas 4-H/FFA Validation Guidelines – MAJOR SHOW

<https://sheepandgoatvalidation.tamu.edu/>

### Validation Paperwork

The County-Level State Sheep and Goat Validation Committee Chairperson shall double-check all validation materials before submitting the **ORIGINAL** materials to the State Coordinator.

- ☐ Make sure **ALL POTENTIAL** exhibitors' signatures are included.
- ☐ All information requested on paperwork is complete.

*Special note: NO signatures should be obtained on forms BEFORE validation. Signatures are to be obtained AFTER the physical validation to confirm the process that was executed. The only signatures that should be present before validation are in the event of a Parental Waiver and Hold Harmless Agreement being needed due to parent/legal guardian*

#### **Sheep and Goat Validation Committee Form**

The *Sheep and Goat Validation Committee Form* (see page 37) collects the names and signatures of those conducting physical validation. The form also secures contact information of the County-Level State Sheep and Goat Validation Committee Chair. The State Sheep and Goat Coordinator will communicate directly with the validation chairperson for the county.

#### **Parental Waiver**

If the parent/guardian of an exhibitor is unable to attend the validation, the *Parental Waiver and Hold Harmless Agreement* must be utilized (see page 42). The validation committee should be notified in advance if a parent/guardian will not accompany the exhibitor during validation. The County-Level State Sheep and Goat Validation Chairperson should retain a copy of the waiver for county records. **The signing of the Parental Waiver and Hold Harmless Agreement does NOT serve as a replacement for signatures on the original validation paperwork. A parent/guardian MUST sign ALL validation paperwork, even if the Parental Waiver and Hold Harmless Agreement is in effect.**

#### **Ethics Policy**

The *Texas 4-H/FFA Livestock Program Ethics Policy Form* has been included to ensure all exhibitors and parents/guardians are aware of **the practices or procedures that are unacceptable and defined as being deceptive, fraudulent, unethical, and inhumane in care, fitting, preparation, and showing of all classes of livestock.** Consequences and penalties associated with these practices are noted in the *Ethics Policy* (see page 38).

#### **Special emphasis on rule #3:**

*"To gain the life skills developed through the livestock project; exhibitors must be closely engaged in the feeding, maintenance, training, grooming and overall welfare of his/her animals. Exhibitors and immediate family/guardians are responsible for providing the primary and continuous daily care of livestock projects throughout the validation period. The validation period begins immediately following the county-level state validation date (not the validation deadline date listed previously) through exhibition at all livestock shows (exhibitors must provide continuous care for breeding heifers, sheep, and goats throughout the animal's eligibility to show). 4-H and FFA livestock project exhibitors are under the supervision of an Agricultural Science Teacher or County Extension Agent who serves as the advisor for that project. Excessive involvement of third-party consultants, breeders, fitters not affiliated with the Texas 4-H and Texas FFA programs is prohibited. Third party involvement interfering with the exhibitor's ability to provide primary daily care of and engagement with livestock projects may result in the disqualification of all state validated livestock projects. Likewise, third party involvement interfering with the County Extension Agent and Agricultural Science Teacher's ability to properly supervise the livestock project may result in the disqualification of all state validated livestock projects. Livestock projects must be raised at the physical address of validation record. Prior approval must be granted by the "Species Specific County-Level State Validation Committee" in the event the animal will be outside the direct care of the exhibitor and/or immediate family/guardian. Failure to notify the supervising Agricultural Science Teacher (AST)/County Extension Agent (CEA) and/or Species-Specific County-Level State Validation Committee of the previous may result in the disqualification of all state validated livestock. By signing this document, the exhibitor and parent/guardian, recognize his/her responsibilities for the primary and continuous care of livestock projects throughout the feeding period and hereby authorizes the State Validation Coordinator or designated representatives and/or State Validation Compliance Team, supervising AST/CEA and the "Species Specific County-Level State Validation Committee" the right to inspect your livestock project(s), along with any other state validated livestock projects on premises, at any time during the feeding period with or without prior notice. State validated livestock must be made available for inspection at any time requested at the address listed on validation record or any other property (public or privately owned) where the livestock may be located. Failure to make inspection available as requested will constitute a violation of validation rules and may lead to disqualification of the livestock in question and any other validated livestock. Additionally, any exhibitor in violation of the primary and continuous daily care rule is subject to disqualification.*

#### **Special emphasis on rule #4:**

*"Animals validated for major livestock shows may also be exhibited at other shows. Be advised, however, that if any validated animal is exhibited and SOLD at any other show (including a county show), the animal will be ineligible to show at any subsequent major livestock show. Additionally, state validated livestock offered for sale during the feeding period via private treaty, private or public auction will be ineligible to show at any subsequent major livestock show. If ownership changes or has the possibility of changing through a sale offering (including animal(s) purchased*

# 2026 Sheep & Goat Validation Program

## Texas 4-H/FFA Validation Guidelines – MAJOR SHOW

<https://sheepandgoatvalidation.tamu.edu/>

*back by the exhibitor of validation record), regardless of method or length of time, that chain of animal ownership is considered broken and will be ineligible to show at any remaining livestock shows in the feeding period requiring state validation.*

**NOTE:** Each exhibitor is required to complete a **separate Ethics Policy Form**. **Original** forms should be sent to the State Coordinator. Each exhibitor should be given a **copy (blank or signed)** of the *Ethics Policy Form* to keep for their reference.

### **Validation Form**

The *Validation Form* is available for the county to print and collects the following required data:

1. Exhibitor information: Fill in names and contact information for **EACH** potential exhibitor.
  - a. Market sheep and goats, as well as commercial/wether dams and does may be validated in the name of one or more exhibitors if they meet the following criteria:
    - i. Exhibitors are siblings, stepsiblings, or legally adopted. If siblings have different last names, it must be noted on the *Validation Form*.
    - ii. All listed exhibitors are bona fide junior exhibitors and eligible to show as junior exhibitors as stated in the stock show rulebook.
    - iii. All exhibitors permanently reside in the same county.
    - iv. Any exceptions must be granted by the State Sheep and Goat Validation Coordinator.
  - b. Registered breeding sheep and registered breeding goats may be validated in the name of one or more exhibitors if they meet the following criteria:
    - i. Criteria in *Section a.* in addition to additional criteria in *Section b.*
    - ii. Each exhibitor's name must be listed on the registration paper and must match ALL the names listed on the *Validation Form* (see pages 13-14).
2. Tag number: Assigned at the physical validation.
3. TLBA (Texas Lamb Breeders Association) or TGBA (Texas Goat Breeders Association) tag numbers, IF APPLICABLE.
  - a. TLBA/TGBA tags MUST be in the animal's ear and recorded on the Validation form at the time of physical validation.
4. Appropriate signatures: Signatures of ALL participants are **REQUIRED ON ALL VALIDATION PAPERWORK**.
  - a. **Initials are NOT accepted as signatures by any participant on any validation paperwork.**
  - b. All potential exhibitors listed on the *Validation Form* MUST sign the *Validation Form*.

### **DNA Collection Envelope**

Each sheep and goat validated MUST have hair taken for the DNA Assay identification program. Hair samples must be pulled by a member of the County-Level State Sheep and Goat Validation Committee and put in individual DNA Assay envelopes provided for each sheep and goat. See *Procedures for DNA Assay Hair Collection* (page 36) for detailed instructions.

**NOTE:** All potential exhibitors MUST SIGN ALL hair sample envelopes.

### **Nose Printing – SHEEP ONLY**

Each sheep will have TWO nose prints taken on two separate nose print cards provided by the State Office. ONE CARD IS FOR YOUR RECORD, AND THE SECOND CARD IS FOR THE STATE OFFICE. The nose print cards should include the **name of each potential exhibitor, county tattoo number, breed, and state validation tag number**.

**NOTE:** Nose prints must be CLEAR and LEGIBLE (examples on page 35).

### **Sheep and Goat Data**

Validation data must be entered at [www.texaslivestockvalidation.com](http://www.texaslivestockvalidation.com). Instructions for entering validation data can be found at <https://sheepandgoatvalidation.tamu.edu/>.

# 2026 Sheep & Goat Validation Program

## Texas 4-H/FFA Validation Guidelines – MAJOR SHOW

<https://sheepandgoatvalidation.tamu.edu/>

### Roll-Over MARKET Lamb and Goat Validation

The Texas 4-H/FFA Sheep & Goat Validation Program is pleased to offer a roll-over program for MARKET lambs and goats.

#### Who does this affect?

- Market lambs and market goats validated in June during the State Fair Validation Season.

#### What does this mean?

- Market lambs and goats, which are **validated in June**, will maintain eligibility through the spring Major Show season **ONLY**. Therefore, if a market animal is validated for the State Fair of Texas during validation in June 2025, the project will remain eligible for shows through March 2026, **UNLESS A CHANGE OF OWNERSHIP TAKES PLACE OR TLBA/TGBA TAGS ARE ADDED**.
- Any animal that is awarded a sale spot at the State Fair of Texas becomes property of the State Fair and will not be eligible for spring major shows.

#### What happens if a change of ownership takes place?

- If a change of ownership takes place DURING the validation period, a *Change of Ownership Form* MUST be completed in addition to recording the appropriate information on the *Texas 4-H/FFA Validation 840 Tag Change Form*. Both forms MUST be submitted to the State Sheep and Goat Validation Office. See page 28 for more information.
  - Ex. Sally validates a lamb June 3<sup>rd</sup> and sells it to Bob on June 15<sup>th</sup>. Bob validates the lamb on June 24<sup>th</sup>.
- If a change of ownership takes place OUTSIDE of the validation period, the appropriate information MUST be recorded on the *Texas 4-H/FFA Validation 840 Tag Change Form* and submitted to the State Sheep and Goat Validation Office. See page 28 for more information.
  - Ex. Sally validates a lamb on June 3<sup>rd</sup> and sells it to Bob on Sept. 24<sup>th</sup>. Bob validates the lamb on Oct. 20<sup>th</sup>.
- In either case, the animal MUST BE RE-VALIDATED with a new validation tag, DNA sample, and nose print (sheep only).

#### Tag Information:

- Validation tags leftover from State Fair Validation in June are eligible to be used only for Major Show Validation in October.
- Unused validation tags can be used by the County-Level State Sheep and Goat Validation Committee as replacement tags.
- Unused validation tags cannot be transferred from county to county.

#### Additional Information:

- Market lambs and goats that were validated during State Fair Validation in June and that plan to participate in the roll-over program for market lambs and goats are NOT required to be presented to the County-Level State Sheep and Goat Validation Committee at validation in October. The validation tag number should **NOT** be recorded on the *Validation Form* during Major Show Validation, if the project was validated for State Fair.
  - Recommendations for County-Level State Sheep and Goat Validation Committees during or prior to Major Show Validation in October:
    - Check tattoos of animals validated for State Fair.
    - Ensure projects planning to go to San Angelo have TLBA/TGBA tags in their ear and the tag number was recorded on the *Validation Form* in June.
- TGBA/TLBA tags **MUST** be in the animal's ear and recorded on the *Validation Form* at the time of validation. If a TGBA/TLBA tag is added to the animal's ear after the State Fair show season, then the animal must be **re-validated** during the Major Show Validation season in order for the TGBA/TLBA tag number to be properly recorded on the *Validation Form* and eligible for TGBA/TLBA premiums during the spring show season.
- Once validated, the project(s) MUST remain in the exhibitor's continuous daily care throughout the animal's eligibility to show. Projects can only be shown by the exhibitor(s) the project(s) is/are validated to.

## Roll-Over Breeding Sheep and Breeding Goat Validation

The Texas 4-H/FFA Sheep & Goat Validation Program is pleased to offer a roll-over program for breeding sheep and goats.

### Who does this affect?

- Registered breeding sheep, registered breeding goats, wether/commercial dams, and wether/commercial does.

### What does this mean?

Breeding sheep and goats, which are **validated properly**, will maintain eligibility for three years. Therefore, if a breeding animal is validated for the State Fair of Texas during validation in June 2023, the project will remain eligible for shows through June 2026, UNLESS A CHANGE OF OWNERSHIP TAKES PLACE.

### What happens if a change of ownership takes place?

- If a change of ownership takes place DURING the validation period, a *Change of Ownership Form* MUST be completed in addition to recording the appropriate information on the *Texas 4-H/FFA Validation 840 Tag Change Form*. Both forms MUST be submitted to the State Sheep and Goat Validation Office. See page 28 for more information.
  - Ex. Sally validates a lamb June 3<sup>rd</sup> and sells it to Bob on June 15<sup>th</sup>. Bob validates the lamb on June 24<sup>th</sup>.
- If a change of ownership takes place OUTSIDE of the validation period, the appropriate information MUST be recorded on the *Texas 4-H/FFA Validation 840 Tag Change Form* and submitted to the State Sheep and Goat Validation Office. See page 28 for more information.
  - Ex. Sally validates a lamb on June 3<sup>rd</sup> and sells it to Bob on Sept. 24<sup>th</sup>. Bob validates the lamb on Oct. 20<sup>th</sup>.
- In either case, the animal MUST BE RE-VALIDATED with a new validation tag, DNA sample, and nose print (*sheep only*).

## Family Validation for Breeding Sheep and Breeding Goats

The Texas 4-H/FFA Sheep & Goat Validation Program is pleased to offer family validation for breeding sheep and goats.

**ALL breeding animals (registered sheep/goats, as well as wether/commercial dams/does) are eligible to be family owned and validated, IF the following criteria are met:**

- Exhibitors are siblings, stepsiblings, or legally adopted. If siblings have different last names, it must be noted on the *Validation Form*.
- All listed exhibitors are bona fide junior exhibitors and eligible to show as junior exhibitors as stated in the stock show rulebook.
- All exhibitors permanently reside in the same county.
- For REGISTERED BREEDING ANIMALS, *each* exhibitor's name must be listed on the registration paper and MUST MATCH the exhibitor's name(s) listed on the *Validation Form*. ONLY ELIGIBLE JUNIOR EXHIBITORS SHOULD BE LISTED ON THE REGISTRATION PAPERS.
  - **Any registered animal with registration papers with exhibitors not listed on the *Validation Form* and/or parent's/other owner's names will not be eligible for state validation.**
  - The following are terms for INELGIBILITY of registered animals:
    - Ranch or family names listed on the registration paper(s).
    - Additional names not listed on the *Validation Form* but are listed on the registration paper(s).
    - Names of siblings who have graduated or relinquished ownership of the project are listed on the registration paper(s).
- For any breeding animals, if a sibling graduates or decides to no longer show the project, this is defined as a change of ownership, and a re-validation MUST occur. **Failure to notify the State Office via email, re-validate the project(s), and remove additional names from the registration paper(s), if applicable, will result in disqualification.**
- Any exceptions must be granted by the State Sheep and Goat Validation Coordinator.

**IMPORTANT!** Only breeding sheep/goats and/or commercial/wether dams/does that were **VALIDATED CORRECTLY** are eligible for the Roll-Over Program. If validation for a specific sheep/goat was rejected at any time during the validation process, that animal must be revalidated to be eligible for 2026 Major Shows. Additionally, if a wether/commercial dam or doe was validated as a MARKET animal, that animal MUST BE REVALIDATED to be eligible for 2026 Major Shows.

# 2026 Sheep & Goat Validation Program

## Texas 4-H/FFA Validation Guidelines – MAJOR SHOW

<https://sheepandgoatvalidation.tamu.edu/>

### Registered Breeding Goat Information

The information on registration papers should be reviewed by the validation committee for each project during the validation process. Breeding animals that do not meet the guidelines should not be validated.

#### Registration Paper Information:

- Registered breeding goats should be registered by the American Boer Goat Association (ABGA) to be validated as a registered breeding goat. The ABGA requires a flock tattoo to be in the goat's right ear and the individual goat tattoo to be in the goat's left ear. The individual goat tattoo must include a designated letter for the year the goat was born. Additional registration requirements and information, as well as current tattoo letters may be found at <https://agba.org/>.
  - Flock and individual tattoos are to be recorded on the *Validation Form* at the time of validation.
  - Note: Breeding goats may also be validated if registered through the United States Boer Goat Association (USBGA); requirements are the same as ABGA. *The San Antonio Livestock Exposition does NOT accept breeding goats with USBGA papers.*
- Any change(s) to registration papers MUST be approved by the local validation committee AND provided to the State Office in writing. This includes address changes, re-print of official copies, etc. **Keep in mind that changes to names, change in ownership, and/or changes dates on the papers WILL NOT BE APPROVED.** Failure to notify the State Office will result in disqualification of the project. Papers provided at the show MUST EXACTLY match papers provided to the Validation Office.
- TEMPORARY CERTIFICATES WILL NOT BE ACCEPTED! SUBMISSION OF TEMPORARY CERTIFICATES WILL RESULT IN STATE VALIDATION REJECTION!**
- NO REGISTRATION PAPER CORRECTIONS WILL BE ACCEPTED AFTER NOVEMBER 8, 2025!**

#### Ownership Deadline Information:

- The ownership deadline for registered breeding goats for the 2026 Major Show Season is **October 1, 2025**. Purchase, delivery, possession, AND registration must all take place on or before October 1, 2025.
- Animals must be registered into the Herdbook of the Association **ONLY** in the name(s) of the individual exhibitor(s). (Ranch names, family names, or businesses listed on the Registration Papers will be means for disqualification.)
- In the event that the date of transfer and ownership date are not consistent on the Original Registration Certificate, the most recent date will be interpreted as the official date of ownership for the exhibitor(s).**
- Any animal(s) not registered into the Herdbook of the Association on or before October 1, 2025, will be ineligible to be validated as a registered breeding animal.**

#### Roll-over Program Information:

Registered breeding goats will be enrolled in the roll-over breeding program, where they will maintain eligibility for three years from the time of validation UNLESS a change of ownership takes place. See page 28 for *Change of Ownership Procedures*.

#### Family Validation Information:

Registered breeding goats may be family registered and validated. However, to be family validated, the exhibitors and projects must meet the criteria defined on page 12.

#### Additional Information:

- Registered breeding goats may not be double validated as wether/commercial does. The exhibitor must choose, prior to validation, to either validate the project as a wether/commercial doe, or as a registered breeding goat, if applicable.
- The validation committee is not authorized to remove any tags from registered breeding goats during validation, includes flock tags and scrapie tags. See page 16 for examples of tags that may be seen at the time of validation.**
- Registered breeding goats are not required to have a county tattoo. Additional tattoos can void registration papers.**



# 2026 Sheep & Goat Validation Program

## Texas 4-H/FFA Validation Guidelines – MAJOR SHOW

<https://sheepandgoatvalidation.tamu.edu/>

### Registered Breeding Sheep Information

The information on registration papers should be reviewed by the validation committee for each project during the validation process. Breeding animals that do not meet the guidelines should not be validated.

#### Registration Paper Information:

- Registered breeding sheep should be registered by a breed association to be validated as a registered breeding sheep. Breed associations require a flock ID tag to be in the sheep's ear. For additional registration requirements and information, please visit the respective breed association's website.
  - Flock ID tags are to be recorded on the *Validation Form* at the time of validation. For more information regarding flock tags and ID, please visit <https://www.tahc.texas.gov/>.
  - Registered breeding sheep MUST have a flock tag. DO NOT REMOVE THE FLOCK TAG.**
- Any change(s) to registration papers MUST be approved by the local validation committee AND provided to the State Office in writing. This includes address changes, re-print of official copies, etc. **Keep in mind that changes to names, change in ownership, and/or changes dates on the papers WILL NOT BE APPROVED.** Failure to notify the State Office will result in disqualification of the project. Papers provided at the show MUST EXACTLY match papers provided to the Validation Office.
- NO REGISTRATION PAPER CORRECTIONS WILL BE ACCEPTED AFTER NOVEMBER 8, 2025!**

#### Ownership Deadline Information:

- The ownership deadline for registered breeding sheep for the 2026 Major Show Season is **October 1, 2025**. Purchase, delivery, possession, AND registration must all take place on or before October 1, 2025.
- Animals must be registered into the Herdbook of the Breed Association **ONLY** in the name(s) of the individual exhibitor(s). Ranches, family names, or businesses listed on the Registration Papers will be means for disqualification.
- In the event that the date of transfer and ownership date are not consistent on the Original Registration Certificate, the most recent date will be interpreted as the official date of ownership for the exhibitor(s).
- Any animal(s) not registered into the Herdbook of the Breed Association on or before October 1, 2025, will be ineligible to be validated as a registered breeding animal.**
- Note: A Transfer of Ownership Certificate does not mean the animal has been registered in the listed exhibitor's name(s) AND recorded in the Herdbook of the Breed Association.*

#### Roll-over Program Information:

Registered breeding sheep will be enrolled in the roll-over breeding program, where they will maintain eligibility for three years from the time of validation UNLESS a change of ownership takes place. See page 28 for *Change of Ownership Procedures*.

#### Family Validation Information:

Registered breeding sheep may be family registered and validated. However, to be family validated, the exhibitors and projects must meet the criteria defined on page 12.

#### Additional Information:

- Registered breeding sheep may not be double validated as wether/commercial dams. The exhibitor must choose, prior to validation, to either validate the project as a wether/commercial dam, or as a registered breeding sheep, if applicable.
- The validation committee is not authorized to remove any tags from registered breeding sheep during validation, this includes flock tags and scrapie tags. See page 16 for examples of tags that may be seen at the time of validation.
- Registered breeding sheep are not required to have a county tattoo.**



# 2026 Sheep & Goat Validation Program

## Texas 4-H/FFA Validation Guidelines – MAJOR SHOW

<https://sheepandgoatvalidation.tamu.edu/>

### Breeder's Associations Information

#### Goat Specific:

\*\*\*Please note that this **ONLY APPLIES TO MARKET GOATS AND/OR WETHER/COMMERCIAL DOES.**\*\*\*

Texas Goat Breeder Association (TGBA) tag numbers should be recorded on the *Validation Form* under the TLBA/TGBA # column, **ONLY IF** the goat was purchased from a TGBA member AND **ONLY IF** the TGBA tag is in the goat's ear **AT THE TIME OF THE PHYSICAL VALIDATION**. **Late additions to the validation paperwork will NOT be accepted.**

**To be eligible to compete at the San Angelo Stock Show, a goat MUST have a TGBA tag present in the goat's ear at the show. The TGBA tag MUST also be recorded on the Validation Form at the time of validation for that goat to be eligible.** For other major shows, premiums will be awarded to eligible exhibitors with valid TGBA tags.

NOTE: TGBA tags will carryover from the 2025 State Fair to the 2026 Major Shows. TGBA tags should not be cut out between State Fair Validation and Major Show Validation.

Example of a TGBA tag.  
Tag colors change every year.



#### Sheep Specific:

\*\*\*Please note that this **ONLY APPLIES TO MARKETS LAMBS**\*\*\*

Texas Lamb Breeders Association (TLBA) tag numbers should be recorded on the *Validation Form* under the TLBA/TGBA # column, **ONLY IF** the lamb was purchased from a TLBA member AND **ONLY IF** the TLBA tag is in the lamb's ear **AT THE TIME OF THE PHYSICAL VALIDATION**. **Late additions to the validation paperwork will NOT be accepted.**

**To be eligible to compete at the San Angelo Stock Show, a lamb MUST have a TLBA tag present in the lamb's ear at the show. The TLBA tag MUST also be recorded on the Validation Form at the time of validation for that lamb to be eligible.** For other major shows, premiums will be awarded to eligible exhibitors with valid TLBA tags.

NOTE: TLBA tags will carryover from the 2025 State Fair to the 2026 Major Shows. TLBA tags should not be cut out between State Fair Validation and Major Show Validation.

Example of a TLBA tag. Tag colors change every year.



# 2026 Sheep & Goat Validation Program

## Texas 4-H/FFA Validation Guidelines – MAJOR SHOW

<https://sheepandgoatvalidation.tamu.edu/>

### Potential Sheep/Goat Ear Tags

Texas Sheep and Goat Validation Guidelines DO NOT require the removal of tags from sheep and goats at the time of validation. **County-Level State Sheep and Goat Validation Committees are not authorized to remove any tags from sheep or goats at validation.** Below, you can find tags that are common in sheep and goats and may be seen at validation.

*TGBA Tag*



*TLBA Tag*



*USDA Scrapie Tags*

Plastic Flock ID Tags:



Scrapie 840 RFID Ear Tags:



Metal Flock ID Tags:



Serial Tags:



\*All Ear Tags must have the US Shield to be Considered Official

*Flock Tag – matches registration papers*



**It is unlawful to remove USDA scrapie tags. DO NOT REMOVE SCRAPIE TAGS! The committee should not remove tags.**

Our only commitment to TLBA and TGBA is to record the associated tag number on the *Validation Form* and the online system. THE TAG MUST PHYSICALLY BE IN THE SHEEP/GOAT'S EAR AT THE TIME OF STATE VALIDATION FOR ELIGIBILITY.

**IF YOU HAVE ANY QUESTIONS OR CONCERNS ABOUT TAGS, PLEASE CONTACT THE TEXAS SHEEP AND GOAT VALIDATION PROGRAM.**

# 2026 Sheep & Goat Validation Program

## Texas 4-H/FFA Validation Guidelines – MAJOR SHOW

<https://sheepandgoatvalidation.tamu.edu/>

### Texas Animal Health Commission Agreement

In accordance with the agreement between Texas Animal Health Commission, Texas A&M AgriLife Extension Service and Texas FFA, the addition, removal and replacement of official livestock identification devices (ANY 840 tag) is allowed (see pages 18-20 for the signed agreement). The tag MUST be replaced with an official, current year State Validation tag and the proper recording measures must be followed.

**IT IS THE STATE VALIDATION COMMITTEE'S RECOMMENDATION THAT YOU DO NOT REMOVE ANY TAGS FROM THE EAR DURING VALIDATION!**

For exhibitors traveling to out of state shows, a scrapie tag is required. This agreement should allow the project to be shown with a Texas State Livestock Validation tag in place of a USDA Scrapie tag at shows outside of Texas. *Please take a copy with you, or an electronic copy can be found at*

<https://sheepandgoatvalidation.tamu.edu/>

**IT IS THE STATE VALIDATION COMMITTEE'S RECOMMENDATION THAT YOU DO NOT REMOVE ANY TAGS FROM THE EAR DURING VALIDATION!** If you must remove a tag, the following procedures must be followed:

1. Record the complete old 840 tag number and tag type (premise/validation) on the 840 Tag Change Form (page 32) followed by the new 840 tag number.
2. Remove the old tag and place the new tag in the ear. Dispose of the old tag.
3. *In the case of a RE-VALIDATION (when an old validation tag is removed, replaced by a new one) write "RV" next to the new tag number on the validation form.*
4. Send the original copy of the 840 Tag Change form to the State Sheep and Goat Validation Office for record keeping.



# 2026 Sheep & Goat Validation Program

## Texas 4-H/FFA Validation Guidelines – MAJOR SHOW

<https://sheepandgoatvalidation.tamu.edu/>

Docusign Envelope ID: B324ED72-8D07-4940-B24B-32332F8902FC



TEXAS ANIMAL HEALTH COMMISSION  
Serving Texas Animal Agriculture Since 1893

Coleman H. Locke, Chairman  
Lewis R. "Bud" Dinges, DVM, Executive Director

### Agreement Between Texas Animal Health Commission And Texas A&M AgriLife Extension Service And Texas FFA

This Agreement ("Agreement") is made and entered into as of the date of last signature below (the "Effective Date") by and between the Texas Animal Health Commission ("TAHC"), the Texas FFA, and Texas A&M AgriLife Extension Service ("AgriLife"), a member of The Texas A&M University System and an agency of the State of Texas. AgriLife and Texas FFA jointly administer the Texas 4-H/FFA Livestock Validation Program (the "Program"). Each of TAHC, Texas FFA, and AgriLife are sometimes referred to as a "Party" or collectively as the "Parties".

#### I. PURPOSE:

In accordance with 9 CFR Part 71.19 (swine); 9 CFR Parts 79.2(i) and (j) (sheep and goats); and 9 CFR Parts 86.4(c) and (d) (cattle), which regulates the addition, removal, and replacement of official identification devices, the purpose of this Agreement is to set forth the terms and conditions under which the Program is authorized to either:

- 1) apply an additional official identification device in the form of the state validation tag to a livestock exhibition animal that is already officially identified with an official identification device, and/or
- 2) remove official identification device(s) from livestock exhibition animals and replace them with state validation tags during the validation process.

Official identification devices are intended to provide permanent identification of livestock and to ensure the ability to trace the source of animal disease outbreaks. Removal of these devices is prohibited except at the time of slaughter, at any other location upon the death of the animal, or as otherwise approved by the State or Tribal animal health official or an United States Department of Agriculture, Animal and Plant Health Inspection Service, Veterinary Services (USDA-APHIS-VS) area veterinarian in charge when a device needs to be replaced.

#### II. TERMS:

##### 1) Authorization for Applying More Than One Official Identification Device

---

#### COMMISSIONERS

Jimmie Ruth Evans  
Melanie Johnson, Ed.D.  
Ken Jordan  
Barret J. Klein  
T.J. Klein  
Joe L. Leathers

Thomas "Tommy" Oates  
Joseph G. "Joe" Osterkamp  
Wendee L. Payne, Ph.D.  
Kynan Sturgess, D.V.M.  
Johnny Trotter  
Benjamin Turner, Ph.D.

# 2026 Sheep & Goat Validation Program

## Texas 4-H/FFA Validation Guidelines – MAJOR SHOW

<https://sheepandgoatvalidation.tamu.edu/>

Docusign Envelope ID: B324ED72-8D07-4940-B24B-32332F8902FC



**TEXAS ANIMAL HEALTH COMMISSION**  
Serving Texas Animal Agriculture Since 1893

Coleman H. Locke, Chairman  
Lewis R. "Bud" Dinges, DVM, Executive Director

TAHC grants the Program permission to apply an additional official identification device in the form of a state validation tag to livestock exhibition animals participating in the state validation process.

### 2) **Authorization for Official Identification Device Removal**

TAHC grants the Program permission to remove official identification devices from livestock exhibition animals participating in the state validation process and replace them with a state validation tag.

### 3) **Device Replacement**

The Program agrees to replace any lost or removed official identification devices immediately with a validation tag.

### 4) **Compliance with Regulations**

All validation tags must be USDA APHIS-approved official identification devices to ensure compliance with federal and state regulations.

## III. **RECORD KEEPING:**

### 1) **Record Documentation**

The Program agrees to maintain detailed records for all official identification device additions, removals, and replacements, and must include the following information:

- The date on which the device was applied, removed, or replaced;
- Livestock owner's contact information and the location where the animal resides;
- Contact information for the location where the additional device was applied or an official device was removed and/or replaced, including the name, phone number, and email address of the responsible AgriLife extension agent/agriculture science teacher or county livestock validation chairperson ;
- The official identification number(s) of any official identification device(s) on the animal and any additional, removed, or replaced device;
- The type of device(s) added, removed, or replaced (e.g. metal/NUES tag, RFID tag);
- The reason for the addition, removal, or replacement of the device(s);
- The official identification number of the replacement device/validation tag.

### 2) **Record Retention**

The Program shall keep all records related to the addition, removal, and replacement of official identification devices for a period of five (5) years from the date of each device addition/removal/replacement. These records shall be made available to TAHC upon request.

## IV. **DURATION**

### 1) **Effective Date and Termination**

# 2026 Sheep & Goat Validation Program

## Texas 4-H/FFA Validation Guidelines – MAJOR SHOW

<https://sheepandgoatvalidation.tamu.edu/>

Docusign Envelope ID: B324ED72-8D07-4940-B24B-32332F8902FC



**TEXAS ANIMAL HEALTH COMMISSION**  
Serving Texas Animal Agriculture Since 1893

Coleman H. Locke, Chairman  
Lewis R. "Bud" Dinges, DVM, Executive Director

This Agreement is effective as of the Effective Date and will remain in effect until terminated by any Party in accordance with the termination provisions outlined in this Agreement.

### 2) Termination by Written Notice

Any Party may terminate this Agreement by providing written notice to the other Parties effective thirty (30) calendar days after receipt of notice.

### V. COMMENCEMENT/AUTHORIZING SIGNATURES

By signing below, the Parties agree to the terms and conditions of the Agreement, effective as of the Effective Date.

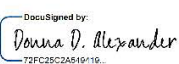
#### Texas Animal Health Commission

By:  Signed by:  
Lewis R. Dinges DVM  
F8801A09D13A458... July 10, 2025 | 9:03 AM CDT  
Date: \_\_\_\_\_  
Dr. Lewis "Bud" Dinges  
TAHC Executive Director

#### Texas FFA

By:  Signed by:  
Jennifer Jackson  
0E2AA6FBFE02110... July 7, 2025 | 5:44 PM CDT  
Date: \_\_\_\_\_  
Jennifer Jackson  
Texas FFA Executive Director

#### Texas A&M AgriLife Extension Service

By:  DocuSigned by:  
Donna D. Alexander  
72FC29C2A519119... July 7, 2025 | 4:32 PM PDT  
Date: \_\_\_\_\_  
Donna D. Alexander  
Associate Director, Agency and CFO



# 2026 Sheep & Goat Validation Program

## Texas 4-H/FFA Validation Guidelines – MAJOR SHOW

<https://sheepandgoatvalidation.tamu.edu/>

### Validation Process

During validation, the *Texas 4-H and FFA Sheep and Goat Validation Form* and the *Texas 4-H/FFA Livestock Program Ethics Policy Form* will be completed, each sheep/goat will be tagged, tattooed, nose printed (sheep only), and have a DNA sample collected by the County-Level State Validation Committee.

#### ***Suggested Supplies for Physical Validation:***

- |  |  |
|--|--|
| <input type="checkbox"/> Validation Forms (county must print)                  | <input type="checkbox"/> Nose Print Cards (provided by State Office) |
| <input type="checkbox"/> Ethics Policy Forms (ONE/exhibitor county must print) | <input type="checkbox"/> Nose print ink (blue preferred)             |
| <input type="checkbox"/> Validation Ear Tags (ordered from State Office)       | <input type="checkbox"/> DNA Envelopes (provided by State Office)    |
| <input type="checkbox"/> Ear Tagging Tool (EID compatible)                     | <input type="checkbox"/> Hair pulling pliers                         |
| <input type="checkbox"/> Ear Tag Remover                                       | <input type="checkbox"/> Paper towels/rags                           |
| <input type="checkbox"/> Tattoo pliers and numbers                             | <input type="checkbox"/> Rubbing alcohol                             |
| <input type="checkbox"/> Tattoo ink (green preferred)                          | <input type="checkbox"/> Latex gloves                                |
|  | <input type="checkbox"/> Disinfectant for equipment                  |

#### ***Detailed Overview/Workflow of Physical Validation***

- **Exhibitor Information**
  - Family should complete personal information on the validation materials **upon arrival** to physical validation.
  - SIGNATURES SHOULD NOT BE OBTAINED ON THE VALIDATION FORM UNTIL COMPLETION.**
    - i. *Validation Form: Complete one per family*
    - ii. *Ethics Policy Form: Complete one per exhibitor*
      - ❖ ***The physical address recorded on the Ethics Policy MUST be where the animal(s) is/are kept.***
    - iii. *Parental Waiver (if applicable, obtained prior to validation): A Parental Waiver/Hold Harmless Agreement does NOT substitute as a parent's/legal guardian's signature on ANY of the Validation Forms of DNA sample envelope(s)*
- **Tattoo**
  - The county number should be tattooed in the **animal's RIGHT ear** (*this excludes registered breeding sheep/goats*). See *Procedures for a Better Tattoo* on page 33. **NOTE: Tattoos will be checked at all major livestock shows! Any animal(s) found to be missing a tattoo or have a tattoo that is not legible will be subject to disqualification.**
- **Ear Tag**
  - The state validation tag should be placed in the **animal's LEFT ear** with the visual tag number facing the back of the sheep/goat and the EID button on the inside of the ear. **NOTE: Make sure the LAST SIX digits of the EID button number match the visual tag number before the tag is placed in the ear.**
  - Place the tag between the ribs of the ear, about ¾ of the length of the ear in, from the tip of the ear.
- **Collect DNA**
  - Collect ONE hair sample per animal. Be sure to use a separate envelope for each animal. Double check that the tag number recorded on the DNA envelope matches the visual tag number in the animal's ear.
  - Pull hair from accessible area (suggested to pull from the leg, just above the toes). Pull directly away from leg.
  - Obtain **at least 40 hairs with follicles**, at least FOUR pulls. **DO NOT CUT the hair to obtain a sample.**
  - Do not touch the follicles. Be sure to use clean pliers for each animal.
  - See *Procedures for DNA Assay Hair Collection* on page 36.
  - **NOTE: Do NOT staple DNA envelopes to any form or other envelopes.**
- **Nose Print – Sheep ONLY**

# 2026 Sheep & Goat Validation Program

## Texas 4-H/FFA Validation Guidelines – MAJOR SHOW

<https://sheepandgoatvalidation.tamu.edu/>

- Use nose print cards provided by the State Office to obtain a LEGIBLE nose print; unruled index cards are acceptable if needed.
- Take TWO nose prints per card. Repeat for a total of **TWO CARDS per sheep**. *One card is for your records and the second card is for the State Office.*
- Each nose print card should include the name of *each* potential exhibitor, county name or tattoo number, the sheep's visual validation tag number, and the breed. ***This should be on the same side of the card as the prints.***
- **NOTE: The nose print MUST BE CLEAR AND LEGIBLE and should NOT be smeared. If the nose print is not legible, the validation chairperson will be notified and will be required to obtain another nose print.**
- See *Procedures for a Better Nose Print* on page 35.
- **Conclusion of Physical Validation**
  - Obtain a signature for *each exhibitor* listed on the *Validation Form*, a parent/legal guardian signature, a Supervising CEA/AST signature, and a Validation Chairperson signature. **NOTE: *In the event that the parent/legal guardian and/or the Supervising CEA/AST are the same as the Validation Chairperson, the Validation Co-Chair should sign for the Validation Chairperson.***
  - Validation Chairperson takes possession of all original validation paperwork and any unused ear tags.
  - Provide the Supervising CEA/AST with a **copy** of the completed *Validation Form* for each family. The best practice is to make copies for each family's record.

### Additional Information

- **Initials are NOT accepted as a signature. A complete signature should include first and last name of each exhibitor. Please be sure that all signatures are secured at the completion of physical validation. Missing signatures are subject to project disqualification.**
- A "complete physical validation" is defined as completing all necessary validation forms, *as well as* secured placement of validation tags and tattoos **onsite**. All livestock are required to have a state validation tag placed in their ear at the time of county-level state validation. Additionally, tags **MUST REMAIN** in the project's ear through exhibition. **Validation tags should NOT be cut out of the ear of validated livestock for any reason. In the event of medical circumstances requiring the validation tag to be removed, please consult a veterinarian, and notify the validation chairperson immediately.** In the event of a livestock validation compliance visit, all validated livestock **MUST** be in compliance with a complete validation. *If livestock are not in compliance, they may be subject to disqualification.*
- **Validation is NOT COMPLETE UNTIL validation data has been entered online by the County-Level State Validation Chairperson AND Original Validation Paperwork and DNA has been SUBMITTED TO THE STATE OFFICE.**
- **Do not alter tags in shape size, form, or color.** If an animal loses its tag, the exhibitor **MUST notify their County Extension Agent, Agricultural Science Teacher, and/or County-Level State Validation Chairperson regarding replacement ear tags.** An *Ear Tag Replacement Form* must be completed and emailed to the State Office for each animal that receives a replacement tag. See page 26 for more information and the *Ear Tag Replacement Form*. **Any sheep/goat without a state validation tag is subject to disqualification.**
- If the validation chairperson or committee finds an **animal without a sufficient tattoo during the feeding period, a replacement tattoo may be given up to THREE weeks prior to the intended date of show.** A tattoo may **ONLY** be redone in the presence of the validation committee, and **ONLY after** proper notification and approval has been given and received in the form of an email to the State Sheep and Goat Validation Office. A *Tattoo Replacement Form* must be completed and emailed to the State Office for each animal that receives a replacement tattoo. See page 33 for more information and the *Tattoo Replacement Form*.

# 2026 Sheep & Goat Validation Program

## Texas 4-H/FFA Validation Guidelines – MAJOR SHOW

<https://sheepandgoatvalidation.tamu.edu/>

## Submitting Validation Paperwork and DNA

The County-Level State Validation Committee Chairperson is responsible for sending all required validation materials **postmarked on or before November 8, 2025**, via priority/certified mail, return receipt requested to:

Texas Sheep & Goat Validation Program  
7887 US Hwy 87 North  
San Angelo, TX 76901-9714

Please make sure the following tasks are completed BEFORE sending the validation materials to the State Office:

- **Validation Form**

- Each *Validation Form* must include exhibitor contact information and the following signatures:
  - Each potential exhibitor listed on the form
  - Parent/Legal Guardian
    - Supervising CEA/AST
    - Validation Chairperson
  - *If the Validation Chairperson is the Supervising CEA/AST and/or parent/legal guardian of the exhibitor, another committee member should sign for the Chairperson.*
- **Original Validation Forms** should be arranged in alphabetical order by exhibitor(s) last name and binder clipped together in an organized manner. (Please make copies of the Validation form for families/CEA/AST).
- **PLEASE ATTACH COPIES OF THE REGISTRATION PAPERS TO THE FAMILY'S VALIDATION FORM!**

- **Nose Prints**

- Nose prints should be arranged in numerical order for any validated sheep. Attach one nose print for each sheep to the corresponding *Validation Form*.

- **DNA Collection Envelopes**

- Each DNA envelope includes the following:
  - Each potential exhibitor's name
  - County name or number
  - Specie (*Mkt lamb/goat, Comm dam/doe, Breeding sheep/goat*)
  - Tag number (*check that the number matches the number recorded on the Validation Form*)
  - COMPLETE Signatures for the following:
    - One for EACH potential exhibitor
    - Parent/Legal Guardian
    - Supervising CEA/AST
    - Validation Chairperson
      - *If the Validation Chairperson is the Supervising CEA/AST and/or parent/legal guardian of the exhibitor, another committee member should sign for the Chairperson.*
- DNA envelopes should be arranged in numerical order. Attach DNA envelopes to the corresponding *Validation Form* with the corresponding nose print.

- **Ethics Policy Form – NEW FOR 2025-2026**

- One *Ethics Policy Form* MUST be completed for each potential exhibitor listed on each *Validation Form*.
  - Be sure that ALL signatures are obtained.
  - **The physical address recorded is where the animals are kept.**
- **Ethics Policy Forms should be arranged alphabetically by exhibitor last name and binder clipped to the corresponding family validation form (even if the family has different last names, all Ethics Policies for all members on the validation form should be attached to the family's validation form).**
  - *Ex: John/Smith family: validation from, Joe John and Sally Smith's Ethics Policies, Nose prints and DNA.*

# 2026 Sheep & Goat Validation Program

## Texas 4-H/FFA Validation Guidelines – MAJOR SHOW

<https://sheepandgoatvalidation.tamu.edu/>

### Physical Validation Summary

#### Market Lamb

- ☐ **Hair:** YES
- ☐ **ONE Tag:** In **Left** Ear
- ☐ **ONE County Tattoo:** In **Right** Ear
- ☐ **Nose Print:** YES
- ☐ **TLBA/TGBA Tag:** TLBA
  - *(must be written on validation form and in the ear at the time of physical validation)*
- ☐ **Ownership Date:** Oct 31, 2025
- ☐ **Type of Ownership:** Family or Individual

#### Market Goat

- ☐ **Hair:** YES
- ☐ **ONE Tag:** In **Left** Ear
- ☐ **ONE County Tattoo:** In **Right** Ear
- ☐ **Nose Print:** NO
- ☐ **TLBA/TGBA Tag:** TGBA
  - *(must be written on validation form and in the ear at the time of physical validation)*
- ☐ **Ownership Date:** Oct 31, 2025
- ☐ **Type of Ownership:** Family or Individual

#### Wether/ Commercial Dam

- ☐ **Hair:** YES
- ☐ **ONE Tag:** In **Left** Ear
- ☐ **ONE County Tattoo:** In **Right** Ear
- ☐ **Nose Print:** Yes
- ☐ **TLBA/TGBA Tag:** NO
- ☐ **Registration Papers:** NO
- ☐ **Ownership Date:** Oct 31, 2025
- ☐ **Type of Ownership:** Family or Individual

#### Wether/ Commercial Doe

- ☐ **Hair:** YES
- ☐ **ONE Tag:** In **Left** Ear
- ☐ **ONE County Tattoo:** In **Right** Ear
- ☐ **Nose Print:** NO
- ☐ **TLBA/TGBA Tag:** TGBA
  - *(must be written on validation form and in the ear at the time of physical validation)*
- ☐ **Registration Papers:** NO
- ☐ **Ownership Date:** Oct 31, 2025
- ☐ **Type of Ownership:** Family or Individual

#### Breeding Sheep (Registered)

- ☐ **Hair:** YES
- ☐ **ONE Tag:** Either Ear
- ☐ **County Tattoo:** NO
- ☐ **Nose Print:** YES
- ☐ **TLBA/TGBA Tag:** NO
- ☐ **Registration Papers:** YES
  - *(all dates on or before Oct 1, 2025)*
- ☐ **Ownership Date:** Oct 1, 2025
- ☐ **Type of Ownership:** Family or Individual –  
*dependent on registration papers*

#### Breeding Goat (Registered)

- ☐ **Hair:** YES
- ☐ **ONE Tag:** Either Ear
- ☐ **County Tattoo:** NO
- ☐ **Nose Print:** NO
- ☐ **TLBA/TGBA Tag:** NO
- ☐ **Registration Papers:** YES
  - *(all dates on or before Oct 1, 2025)*
- ☐ **Ownership Date:** Oct 1, 2025
- ☐ **Type of Ownership:** Family or Individual –  
*dependent on registration papers*

# 2026 Sheep & Goat Validation Program

## Texas 4-H/FFA Validation Guidelines – MAJOR SHOW

<https://sheepandgoatvalidation.tamu.edu/>

## Validation Tag Order Payment Process

The County-Level State Validation Committee Chairperson that **submitted the order** will be invoiced for validation fees for the *entire county*. **They will receive an invoice for the entire county based on the number of state validation tags ordered.**

Validation Tag Prices:

- \$25.00 per head when ordered August 11<sup>th</sup> – September 12<sup>th</sup> through the online system.
- \$30.00 per head when ordered September 13<sup>th</sup> – October 23<sup>rd</sup> through the online system.

***Only the County-Level State Sheep and Goat Validation Committee Chairperson can place a validation tag order. If you need additional validation tags, please contact the validation chairperson. Tags will NOT be sold to ANY individual, including County Extension Agents and/or Agricultural Science Teachers, besides the chairperson.***

**\*\*\*ALL PAYMENTS ARE DUE AT THE TIME OF INVOICING, NOT ORDERING!\*\*\***

Please send a payment with the invoice for each ordering period. County and/or Chapter checks should be made payable to **Texas Sheep and Goat Validation** and mailed to the address below. **Please mail checks AFTER receiving an invoice.**

Texas Sheep & Goat Validation Program  
7887 US Hwy 87 North  
San Angelo, TX 76901-9714

**\*\*TAGS FOR THE NEXT SHOW SEASON CANNOT BE ORDERED UNTILL ALL  
OUTSTANDING BALANCES FROM THE PREVIOUS SEASON HAVE BEEN PAID IN  
FULL!\*\***

# 2026 Sheep & Goat Validation Program

## Texas 4-H/FFA Validation Guidelines – MAJOR SHOW

<https://sheepandgoatvalidation.tamu.edu/>

### Ear Tag Replacement Information

Exhibitors should be instructed to immediately notify their supervising County Extension Agent or Agricultural Science Teacher when a state validation tag is lost or damaged. The CEA/AST should notify the Validation Chairperson within ten (10) days for consideration of replacement. The Chairperson will arrange for the validation committee to determine validity of the loss. If the committee concurs, they should assign a replacement tag from their county reserve or secure a replacement tag from the State Office. The *Ear Tag Replacement Form* can be found on the page 27, or online at <https://sheepandgoatvalidation.tamu.edu/>.

Unused validation tags can be used by the County-Level State Sheep and Goat Validation Committee as replacement tags for the county the tags were assigned to. **UNUSED VALIDATION TAGS CANNOT BE TRANSFERRED BETWEEN COUNTIES.**

#### Process for securing a replacement tag from county reserves:

1. Retag the sheep/goat with a state validation tag from county reserves.
2. Complete **ALL PARTS** of the *Ear Tag Replacement Form*.
3. A DNA sample **MUST** be secured for every animal that is retagged.
  - a. If a **sheep** is being retagged (market and/or breeding), a *nose print should also be secured*.
4. Submit the completed *Ear Tag Replacement Form* and nose print, if applicable, to the State Coordinator **via email**.
  - a. Submit the DNA sample with all of the necessary signatures to the State Coordinator **via mail**.

#### Process for securing a replacement tag from the State Coordinator:

1. Complete the **BOXED SECTION only** on the *Ear Tag Replacement Form* and submit the partially completed form to the State Coordinator. *This procedure should only be used if the online ordering system is CLOSED.*
2. Within seven to ten business days, a state validation replacement tag will be sent to the County-Level State Sheep and Goat Validation Committee Chairperson.
3. Retag the sheep/goat with the replacement tag and **COMPLETE THE REMAINDER** of the *Ear Tag Replacement Form*.
4. A DNA sample **MUST** be secured for every animal that is retagged.
  - a. If a **sheep** is being retagged (market and/or breeding), a *nose print should also be secured*.
5. Submit the completed *Ear Tag Replacement Form* and nose print, if applicable, to the State Coordinator **via email**.
  - a. Submit the DNA sample with all of the necessary signatures to the State Coordinator **via mail**.

#### Deadlines for Submitting an Ear Tag Replacement Form

Once the retagging process is complete, the *Ear Tag Replacement Form* **MUST BE RECEIVED** by the State Coordinator via email **TWO WEEKS** prior to the intended date of show. Forms may be emailed to [joleen.frost@ag.tamu.edu](mailto:joleen.frost@ag.tamu.edu).

**DNA SAMPLES MUST BE RECEIVED BY THE VALIDTION OFFICE WITHITN ONE WEEK OF SUBMITTING the *Ear Tag Replacement Form*!**

**As always, state validation tags may be replaced at major shows by a State Validation Official. Retagging should occur on the day of check-in, prior to the check-in deadline. Please be sure to have the animal retagged before submitting any check-in paperwork.**

#### TGBA/TLBA Tag Replacement Information

TGBA/TLBA tags lost after validation can be replaced at major shows by a State Validation Official. An additional TGBA/TLBA will only be granted to animals that have a TGBA/TLBA number recorded on the *Validation Form*. Retagging will only occur on the day of check-in, prior to the check-in deadline.



# 2026 Sheep & Goat Validation Program

## Texas 4-H/FFA Validation Guidelines – MAJOR SHOW

<https://sheepandgoatvalidation.tamu.edu/>

# **EAR TAG REPLACEMENT FORM**

This form is to be utilized by the **County-Level State Validation Chairperson** for state validation tag replacements within the county. A separate replacement form must be completed and submitted for each lost tag.

**A DNA sample MUST be mailed for each animal that is retagged.**

**Validation tags CANNOT be transferred from county to county.**

COUNTY NAME: \_\_\_\_\_ COUNTY NUMBER: \_\_\_\_\_ DATE: \_\_\_\_\_

EXHIBITOR'S NAME(S): \_\_\_\_\_

(LAST)

(FIRST)

(MI)

ADDRESS: \_\_\_\_\_

CITY: \_\_\_\_\_ ZIP: \_\_\_\_\_

PHONE: (\_\_\_\_\_) \_\_\_\_\_

SPECIES: \_\_\_\_\_

ORIGINAL VAL TAG #: \_\_\_\_\_

REPLACEMENT VAL TAG #: \_\_\_\_\_

EXHIBITOR(S) SIGNATURE: \_\_\_\_\_

AST/CEA SIGNATURE: \_\_\_\_\_

VALIDATION CHAIR SIGNATURE: \_\_\_\_\_

PARENT/GUARDIAN SIGNATURE: \_\_\_\_\_

Ear Tag Replacement Forms must be completed and emailed to:

**Joleen Frost**

[Joleen.frost@ag.tamu.edu](mailto:Joleen.frost@ag.tamu.edu)

Texas Sheep and Goat Validation Program

Tel. 325.657.7322

DNA samples must be MAILED to:

**Texas Sheep and Goat Validation**

**Attn: Joleen Frost**

**7887 US HWY 87 N**

**San Angelo, TX 76901-9714**

## FOR OFFICE USE ONLY

Date Form Received: \_\_\_\_\_ Date Processed and Entered: \_\_\_\_\_

Date DNA Received: \_\_\_\_\_

# 2026 Sheep & Goat Validation Program

## Texas 4-H/FFA Validation Guidelines – MAJOR SHOW

<https://sheepandgoatvalidation.tamu.edu/>

### County Transfer Information

If an exhibitor transfers counties after validation, the validation chairperson in the county in which the sheep/goat was originally validated **MUST** complete the **Change of County Request Form**. The *Change of County Request Form* can be found on page 29, or online at <https://sheepandgoatvalidation.tamu.edu/>.

### Change of Address Information

If an exhibitor's project(s) move(s) to a new address within in the county the project(s) is/are validated in after validation, the validation chairperson in the county in which the sheep/goat is validated in **MUST** complete the **Change of Address Request Form**. The *Change of Address Request Form* can be found on page 30, or online at <https://sheepandgoatvalidation.tamu.edu/>.

### Change of Ownership Information

For cases where a project has been validated to one family and is sold to another family, the project can be properly validated in the new owner's name(s) if the procedures below are followed, and the proper form(s) is/are completed and returned to the State Sheep and Goat Validation Office. This revalidation process is to prevent a project's ownership from being validated to two or more families in one or more counties. **Failure to follow proper procedures will result in the project(s) not being properly validated and are therefore ineligible for competition at any major livestock show.**

#### Instructions for the County-Level State Sheep & Goat Validation Committee Chairperson *in the new county*:

- Record previous owner's name, county, county tattoo number, and state validation tag number in the Previous Owner Information section of the *Change of Ownership Form* and/or *Texas 4-H/FFA Validation 840 Tag Change Form*.
- Remove the old validation tag(s). If the former owner's state validation tag is not in the project's ear at the time of revalidation, the validation tag number **MUST** be obtained from the previous county's County-Level State Sheep and Goat Validation Committee Chairperson.
- Check the project's right ear for previous validation tattoo numbers. **Tattoo an "789" OR "XXX" over the former county tattoo numbers and record on the Validation Form.** If the change of ownership occurs within the same county, the project should be scratched from the previous owner's *Validation Form*.
- Tattoo the new county number in a visible place in the animal's right ear, if applicable.
- Place a new state validation tag in the animal's left ear.
- A new DNA sample and nose prints (if revalidating a sheep) with the new validation number and exhibitor(s) name(s) **MUST** be collected. Follow proper validation procedures for collecting the DNA sample and nose prints.
- Write "RV" (Re-validated) beside the state validation tag number on the *Validation Form*. (Example: 123456-RV)
- The County-Level State Sheep and Goat Committee Chairperson MUST enter the validation data online for this validation to be complete.** The State Sheep and Goat Validation Office will delete the project from the previous owner's *Validation Form*.

#### Scenarios for completing and submitting the appropriate form(s):

- Change of ownership takes place **DURING** the validation period:
  - Change of Ownership Form* **MUST** be completed.
  - Appropriate information **MUST** be recorded on the *Texas 4-H/FFA Validation 840 Tag Change Form*.
  - Ex. Sally validates a lamb June 3<sup>rd</sup> and sells it to Bob on June 15<sup>th</sup>. Bob validates the lamb on June 24<sup>th</sup>.
- Change of ownership takes place **OUTSIDE** of the validation period:
  - Appropriate information **MUST** be recorded on the *Texas 4-H/FFA Validation 840 Tag Change Form*.
  - Ex. Sally validates a lamb on June 3<sup>rd</sup> and sells it to Bob on Sept. 24<sup>th</sup>. Bob validates the lamb on Oct. 20<sup>th</sup>.

The *Change of Ownership Form* can be found on page 31, or online at <https://sheepandgoatvalidation.tamu.edu/>.

The *Texas 4-H/FFA Validation 840 Tag Change Form* can be found on page 32, or online at <https://sheepandgoatvalidation.tamu.edu/>.

**CHANGE OF OWNERSHIP FORMS AND TEXAS 4-H/FFA VALIDATION 840 TAG CHANGE FORMS MUST BE COMPLETED BY THE NEW COUNTY ON OR BEFORE OCTOBER 31, 2025, AND SUBMITTED TO THE STATE OFFICE WITH VALIDATION MATERIALS.**

# 2026 Sheep & Goat Validation Program

## Texas 4-H/FFA Validation Guidelines – MAJOR SHOW

<https://sheepandgoatvalidation.tamu.edu/>

### Change of County Request Form

Exhibitor Name(s): \_\_\_\_\_

Original County: \_\_\_\_\_ New County: \_\_\_\_\_

Reason for changing County: \_\_\_\_\_

Name of Parent or Legal Guardian: \_\_\_\_\_

Phone Number of Parent or Legal Guardian: \_\_\_\_\_

Original Physical Address where livestock were cared for by Exhibitor:

Address: \_\_\_\_\_ City: \_\_\_\_\_ Zip: \_\_\_\_\_

New Physical Address where livestock will be cared for by Exhibitor:

Address: \_\_\_\_\_ City: \_\_\_\_\_ Zip: \_\_\_\_\_

***By signing this document, I agree that all of the information above is correct to the best of my knowledge.***

Exhibitor(s) Signature: \_\_\_\_\_ Date: \_\_\_\_\_

Parent or Legal Guardian Signature: \_\_\_\_\_ Date: \_\_\_\_\_

**Supervising CEA/AST:**

Name: \_\_\_\_\_ Signature: \_\_\_\_\_ Date: \_\_\_\_\_

**County-Level State Sheep/Goat Validation Chairperson:**

Name: \_\_\_\_\_ Signature: \_\_\_\_\_ Date: \_\_\_\_\_

**District Extension Administrator:**

Name: \_\_\_\_\_ Signature: \_\_\_\_\_ Date: \_\_\_\_\_

# 2026 Sheep & Goat Validation Program

## Texas 4-H/FFA Validation Guidelines – MAJOR SHOW

<https://sheepandgoatvalidation.tamu.edu/>

### Change of Address Request Form

Exhibitor Name(s): \_\_\_\_\_

County: \_\_\_\_\_

Reason for changing address: \_\_\_\_\_

Name of Parent or Legal Guardian: \_\_\_\_\_

Phone Number of Parent or Legal Guardian: \_\_\_\_\_

Original Physical Address where livestock were cared for by Exhibitor:

Address: \_\_\_\_\_ City: \_\_\_\_\_ Zip: \_\_\_\_\_

New Physical Address where livestock will be cared for by Exhibitor:

Address: \_\_\_\_\_ City: \_\_\_\_\_ Zip: \_\_\_\_\_

***By signing this document, I agree that all of the information above is correct to the best of my knowledge.***

Exhibitor(s) Signature: \_\_\_\_\_ Date: \_\_\_\_\_

Parent or Legal Guardian Signature: \_\_\_\_\_ Date: \_\_\_\_\_

**Supervising CEA/AST:**

Name: \_\_\_\_\_ Signature: \_\_\_\_\_ Date: \_\_\_\_\_

**County-Level State Sheep/Goat Validation Chairperson:**

Name: \_\_\_\_\_ Signature: \_\_\_\_\_ Date: \_\_\_\_\_

**District Extension Administrator:**

Name: \_\_\_\_\_ Signature: \_\_\_\_\_ Date: \_\_\_\_\_



**2026 Sheep & Goat Validation Program**  
Texas 4-H/FFA Validation Guidelines – MAJOR SHOW

<https://sheepandgoatvalidation.tamu.edu/>

## TEXAS SHEEP & GOAT VALIDATION CHANGE OF OWNERSHIP FORM

Must be completed on or before October 31, 2025, and enclosed with validation materials sent to the Texas Sheep and Goat Validation Program:

**Texas Sheep and Goat Validation Program**

**7887 US HWY 87 North**

**San Angelo, TX 76901-9714**

**NOTE: All sheep and goats must be re-validated if a change of ownership occurs.**

New County: \_\_\_\_\_

New County Tattoo #: \_\_\_\_\_

PRESENT/NEW OWNER INFORMATION		PREVIOUS OWNER INFORMATION			
Name(s) (Print)	Validation Tag #	Name(s) (Print)	County Name	County Tattoo #	Validation Tag #





## PROCEDURES FOR A BETTER TATTOO — MARKET LAMBS/GOATS & WETHER DAMS/DOES ONLY

During validation, the County-Level State Sheep and Goat Validation Committee is required to place a tattoo in every market sheep and goat, as well as wether/commercial dam and wether/commercial doe validated. The following steps should be helpful in having a good, legible tattoo:

**NOTE: REGISTERED SHEEP AND REGISTERED GOATS DO NOT REQUIRE A COUNTY TATTOO**

### Step 1. Clean Ear & Select Tattoo Site – MARKET SHEEP/GOATS AND WETHER/COMMERCIAL DAMS/DOES ONLY

- Clean the inside of the ear of any dirt, oil, or wax materials before applying tattoo.
- Locate a spot for the tattoo in the ear, just below the cartilage rib, centered from outside to inside of ear. Avoid the ribs and major blood veins of the ear.
- Do not apply tattoos on the edges of the ear because the edges are usually haired and dark colored, making the tattoo not legible.

**\*\*If a tattoo is NOT legible at time of show, the project is subject to disqualification.\*\***

### Step 2. Apply Ink

- Place a generous amount of tattoo ink inside the ear, on the area that is to be tattooed.
- Use a paste-type ink, which leaves a more legible print. Avoid using roll-on inks, as they are too thin and do not fill up the tattoo with a good legible print.
- The person applying the tattoo ink should wear a pair of plastic surgical gloves.

### Step 3. Apply Tattoo

- Place the tattoo pliers parallel with the ribs of the ear and press firmly. Apply enough pressure so that the tattoo needles penetrate the skin, but not too much that blood pushes out the applied ink.

### Step 4. Rub in Ink

- Firmly rub tattoo ink into puncture holes using a toothbrush or your thumb.
- In case of excessive blood, apply more tattoo ink and continue to rub in ink until bleeding lessens or stops.

**IMPORTANT! Tattoos will be checked at all Major Livestock Shows! If a project is found to be missing a tattoo or the tattoo is not legible at time of show, the project will be subject to disqualification!**

**IN THE CASE OF A CHANGE OF OWNERSHIP FROM ANOTHER COUNTY – APPLY “789” OR “XXX” OVER THE PREVIOUS COUNTY TATTOO NUMBER AND APPLY THE NEW COUNTY TATTOO NUMBER IN THE EAR AND RECORD ON THE VALIDATION FORM!**

If the validation chairperson or committee finds an **animal without a sufficient tattoo during the feeding period**, a **replacement tattoo may be given up to THREE weeks prior to the intended date of show**. A tattoo may **ONLY** be redone in the presence of the validation committee, and **ONLY after** proper notification and approval has been given and received in the form of an email to the State Sheep and Goat Validation Office.

### Deadlines for Submitting a Tattoo Replacement Form

Once the retattooing process is complete, a *Tattoo Replacement Form* **MUST BE RECEIVED** by the State Coordinator via email **THREE WEEKS** prior to the intended date of show. The *Tattoo Replacement Form* can be found on the page 34, or online at <https://sheepandgoatvalidation.tamu.edu/>. Forms may be emailed to [joleen.frost@ag.tamu.edu](mailto:joleen.frost@ag.tamu.edu).



# 2026 Sheep & Goat Validation Program

## Texas 4-H/FFA Validation Guidelines – MAJOR SHOW

<https://sheepandgoatvalidation.tamu.edu/>

### **TATTOO REPLACEMENT FORM**

This form is to be utilized by the **County-Level State Validation Chairperson** for tattoos that need to be redone during the feeding period. Market lambs/goats, wether dams/does, and steers **MUST** be tattooed with the county number in which they are validated in at the time of physical validation. A separate replacement form must be completed for each family.

**\*TATTOOS MUST BE REDONE AT LEAST THREE WEEKS PRIOR TO THE INTENDED DATE OF SHOW.\***

COUNTY NAME: \_\_\_\_\_ COUNTY NUMBER: \_\_\_\_\_ DATE: \_\_\_\_\_

EXHIBITOR'S NAME(S): \_\_\_\_\_  
(LAST) (FIRST) (MI)

ADDRESS: \_\_\_\_\_

CITY: \_\_\_\_\_ ZIP: \_\_\_\_\_

PHONE: (\_\_\_\_\_) \_\_\_\_\_

VALIDATION TAG #: \_\_\_\_\_ SPECIES: \_\_\_\_\_

VALIDATION TAG #: \_\_\_\_\_ SPECIES: \_\_\_\_\_

VALIDATION TAG #: \_\_\_\_\_ SPECIES: \_\_\_\_\_

VALIDATION TAG #: \_\_\_\_\_ SPECIES: \_\_\_\_\_

VALIDATION TAG #: \_\_\_\_\_ SPECIES: \_\_\_\_\_

REASON FOR RE-TATTOO: \_\_\_\_\_

EXHIBITOR(S) SIGNATURE: \_\_\_\_\_

AST/CEA SIGNATURE: \_\_\_\_\_

VALIDATION CHAIR SIGNATURE: \_\_\_\_\_

PARENT/GUARDIAN SIGNATURE: \_\_\_\_\_

Tattoo Replacement Forms must be completed and emailed to the respective office:

**Joleen Frost**  
[Joleen.frost@ag.tamu.edu](mailto:Joleen.frost@ag.tamu.edu)  
Texas Sheep and Goat Validation Program  
Tel. 325.657.7322

**Dottie Goebel**  
[Dottie.goebel@ag.tamu.edu](mailto:Dottie.goebel@ag.tamu.edu)  
Texas Steer and Heifer Validation Program  
Tel. 979.321.5326

# PROCEDURES FOR A BETTER NOSE PRINT – SHEEP ONLY

During validation, the County-Level State Sheep and Goat Validation Committee is required to collect a nose print from every market sheep, wether/commercial dam, and registered breeding sheep validated. The following steps should be helpful in having a good, legible nose print:

**NOTE: GOATS DO NOT REQUIRE A NOSE PRINT**

### Step 1. Complete the Information Required on the Nose Print Card

- Each nose print card should include:
  - Each potential exhibitor's name
  - State validation tag number
  - Breed of the sheep
  - County name or tattoo number
- All required information **MUST** be on the same side of the card as the nose prints.

### Step 2. Clean Nose & Apply Ink

- Clean the nose of any nasal mucus, dirt, feed materials before applying ink.
- Ensure that the nose is DRY and then apply ink to the nose.
- For best results use MaxMark Ink Pads in Blue ink.

### Step 3. Record Nose Print on Card

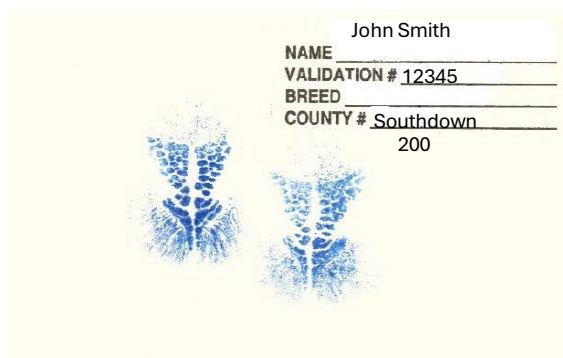
- Quickly touch the card to the animal's nose. For best results, have extra cards behind the card you are recording the nose print on for support.
- TWO NOSE PRINTS PER ANIMAL SHOULD BE COLLECTED ON EACH CARD.** Both nose prints **MUST** be legible.
- TWO CARDS PER ANIMAL SHOULD BE COLLECTED.** One card is for your record and the second card is for the State Office.
- Nose print cards are provided by the State Office and will be mailed with validation materials. Unruled index cards are also acceptable, if needed.

### Step 4. Double Check All Information

- Once you have collected nose prints on both cards, be sure that all the information recorded on the card is correct. It is important to ensure that the validation tag number recorded on the card matches the validation tag number in the ear and on the *Validation Form*.


**IMPORTANT! Nose prints MUST BE CLEAR AND LEGIBLE and should **NOT** be smeared. If nose prints are not legible, the validation chairperson will be notified and will be required to obtain another nose print.**

### ACCEPTABLE NOSE PRINTS



Notice that individual dots are easy to identify on both nose prints. To ensure that you have acceptable nose prints, you should be able to match the nose prints on both cards.

### UNACCEPTABLE NOSE PRINTS



Notice that individual dots are not easy to identify. If you are getting a print like this, start over with cleaning the nose and reapplying ink. BE SURE THAT THE NOSE DOES NOT HAVE ANY MOISTURE.

# PROCEDURES FOR A DNA ASSAY HAIR COLLECTION

The DNA Assay brings the most powerful technology developed for human forensics to bear on the problem of animal identification. Whether animal or human, an individual's DNA is fixed at the moment of fertilization and can be determined from an analysis of blood or tissue samples. The assay provides individual-specific identification and has been validated in scientific literature and thousands of criminal cases.

### NOTE: A DNA ASSAY HAIR COLLECTION IS REQUIRED FOR ALL STATE VALIDATED ANIMALS.

1. At the time of ear-tagging during state validation, each animal's hair is taken and placed in an individual hair sample envelope. **The main concern in collecting hair samples is that the root bulb MUST be attached to the hair.**
  - To properly obtain and submit a conforming Texas 4-H & FFA Livestock DNA sample, you may need to view the hair collection instructions as follows:
    - Go to the Animal ID, Inc. homepage at [www.wednaid.com](http://www.wednaid.com).
    - Click on the "Videos & Instructions" tab.
      - For video instructions, click on the "Sheep and Goat Hair Collection for DNA Identification" video.
    - If you are unable to access the video or have any questions regarding the DNA sample collection process, please contact us at [support@wednaid.com](mailto:support@wednaid.com).
2. To assure chain of custody, the technician\* should place the validation ear tag number on the sample card in front of, and evident to the exhibitor(s) and his/her parent or legal guardian. The technician, exhibitor(s), exhibitor's parent/legal guardian, and supervising County Extension Agent (CEA) or Agricultural Science Teacher (AST) must sign the hair sample envelope after the hair has been placed inside the envelope and the envelope is sealed.

NOTE: In the event of an emergency or special situation that prevents the exhibitor's parent or legal guardian from being present at the time the hair sample(s) is/are collected and the physical validation occurs, the current *Texas 4-H/FFA Sheep and Goat Validation Program Parental Waiver and Hold Harmless Agreement* must be completed. This form must be attached to the *Ethics Policy*. The County-Level State Validation Committee Chairperson should retain a copy of the completed *Parental Waiver and Hold Harmless Agreement*.
3. After all animals in the county have been validated according to the above procedures, the County-Level State Validation Committee Chairperson shall send the DNA samples **via priority/certified mail, return receipt requested, on or before November 8<sup>th</sup>** to:

**Texas Sheep and Goat Validation Program**  
**7887 US HWY 87 North**  
**San Angelo, TX 76901-9714**

\*Technician: Any individual designated by the County-Level State Validation Committee to be responsible for collecting DNA (hair) samples. i.e., County Extension Agent, Agricultural Science Teacher, etc.

# 2026 Sheep & Goat Validation Program

## Texas 4-H/FFA Validation Guidelines – MAJOR SHOW

<https://sheepandgoatvalidation.tamu.edu/>

### Texas 4-H/FFA Sheep and Goat Validation Committee Form – MAJOR SHOW

County: \_\_\_\_\_

County Number: \_\_\_\_\_

***\*Please record all information LEGIBLY!\****

POSITION	CEA, AST, OR LEADER/SHOW BOARD REP. <i>Check appropriate</i>	NAME	SIGNATURE	PHONE	EMAIL
Chairperson	<input type="checkbox"/> CEA <input type="checkbox"/> AST				
Member or Co-Chair	<input type="checkbox"/> CEA <input type="checkbox"/> AST <input type="checkbox"/> Leader/Show Board Rep.				
Member	<input type="checkbox"/> CEA <input type="checkbox"/> AST <input type="checkbox"/> Leader/Show Board Rep.				
Member	<input type="checkbox"/> CEA <input type="checkbox"/> AST <input type="checkbox"/> Leader/Show Board Rep.				
Member	<input type="checkbox"/> CEA <input type="checkbox"/> AST <input type="checkbox"/> Leader/Show Board Rep.				
Member	<input type="checkbox"/> CEA <input type="checkbox"/> AST <input type="checkbox"/> Leader/Show Board Rep.				
Member	<input type="checkbox"/> CEA <input type="checkbox"/> AST <input type="checkbox"/> Leader/Show Board Rep.				
Member	<input type="checkbox"/> CEA <input type="checkbox"/> AST <input type="checkbox"/> Leader/Show Board Rep.				
Member	<input type="checkbox"/> CEA <input type="checkbox"/> AST <input type="checkbox"/> Leader/Show Board Rep.				
Member	<input type="checkbox"/> CEA <input type="checkbox"/> AST <input type="checkbox"/> Leader/Show Board Rep.				

The Texas 4-H/FFA County-Level State Lamb and Goat Validation Committee is responsible for overseeing the market/breeding lamb and goat process and help enforce ownership and possession rules outlined in the *Texas 4-H/FFA Lamb & Goat Validation Program Guidelines* at the county level. Individuals on this form must be willing to serve in this capacity. All FFA Chapters, along with the County 4-H Program must be represented. There is no maximum number of members, but there MUST BE A MINIMUM OF FOUR MEMBERS on the committee. The chairperson MUST be a County Extension Agent (CEA) or Agricultural Science Teacher (AST) elected by the committee, except in situations where all CEA and AST positions in the county are vacant at the time of the validation process. In these situations, the committee will elect a temporary chairperson from the membership. Multiple copies of this form may be used if committee membership is more than ten.



## 2025-2026 TEXAS 4-H/FFA LIVESTOCK PROGRAM ETHICS POLICY

(Updated April 2025)

This ethics policy applies to any 4-H/FFA member planning to exhibit animals at livestock shows in Texas. All classes of livestock offered at the livestock event are included: Cattle, Goats, Sheep, Swine, and any other livestock classes offered. This "Texas 4-H/FFA Livestock Program Ethics Policy" will be enhanced with additional rules and guidelines which individual fairs and livestock shows adhere to on the local, county, regional, and state levels. The provisions contained in this policy do not constitute a contract, express or implied, between Texas A&M AgriLife Extension Service, Texas 4-H, Inc., or Texas FFA and any applicant, participant, or parent. Additionally, the terms and conditions contained herein do not create or expand legal rights already existing under the law.

**4-H and FFA livestock project exhibitors are under the supervision of an Agricultural Science Teacher or County Extension Agent who serves as the advisor for that project.** The Major Livestock Shows of Texas support the educational content and leadership provided by the Texas A&M AgriLife Extension Service, and the Agriculture Teachers Association of Texas. Also, the Texas Major Livestock Shows fully support the administrative authority of Agricultural Science Teachers and County Extension Agents to certify the fulfillment of all validation protocols and appropriate paperwork between the exhibitor, Texas 4-H/Texas FFA, the major livestock shows and the supervising educator. Exhibiting livestock is a privilege, and exhibitors must comply with this document and respect the authority granted to his/her supervisor. Additionally, any verbal, physical, or otherwise demonstrated threats or comments toward validation personnel, volunteers, or show leadership will not be tolerated and may result in disciplinary action, including but not limited to: disqualification, a cancelled validation record, and/or future validation records.

The following practices or procedures are unacceptable and are defined as being deceptive, fraudulent, unethical, and inhumane in the care, fitting, preparation and showing of all classes of livestock. The use of any illegal drug is prohibited. Any practice used to alter the appearance of an animal entered in livestock events is prohibited (See Rule #9 & #10). Proof of any animal being subjected to illegal and/or unethical practice(s) and/or procedure(s), including inhumane animal treatment, abuse, or neglect, described herein may result in disqualification. If a violation is found of any of the following rules, this may result in a cancelled validation record or future validation records.

All 4-H/FFA exhibitors must follow these rules to enter livestock at organized competitive events.

**1.** Exhibitors must be bona fide members of a 4-H Club or FFA Chapter in the State of Texas and be in good standing and eligible to compete in accordance with each respective organization. The exhibitor must care for their animals under the direct supervision of a County Extension Agent or Agricultural Science Teacher. Exhibitors must be enrolled in, and attending, public or private and/or home school elementary or secondary schools in Texas. Texas 4-H and/or Texas FFA reserve the right to seek verification of enrollment, records, and/or passing status from the accredited governing homeschool association. Exhibitors must be Texas residents. State validated livestock must be housed and cared for in Texas.

**2.** County-Level State Validation serves as proof of ownership for state validated livestock. For breeding animals, the official ownership date is the date reflected on the registration papers. This date is the specific date for each breed of record as recognized by the validation program. (Individual show rules may determine ownership requirements for non-market animals.) Registered breeding heifers must show the exhibitor as the sole owner of the animal on the breed association papers. Registered breeding heifers with additional registration papers within the breed association of validation record or in another breed association may be evaluated for multiple ownership. If additional registration papers are found active within an association indicating ownership information conflicting with the exhibitor's ownership designation, the livestock may be subject to disqualification.

**3.** To gain the life skills developed through the livestock project, exhibitors must be closely engaged in the continuous feeding, maintenance, training, grooming and overall welfare of his/her animals. Exhibitors and immediate family/guardians are responsible for providing the primary and continuous daily care of livestock projects throughout the validation period. The validation period begins immediately following the county-level state validation date regardless of the validation deadline date listed. Exhibitors must provide continuous care for all cattle, sheep, swine and goats through exhibition at all livestock shows and/or animal's eligibility to show. Facilities and location/space are a major determining factor in livestock species selection by the exhibitor. In some instances, it may be in the best interest of the exhibitor and his/her learning experience to select a species project that is best suited for his/her facilities and feasibility of housing projects.

**a. 4-H and FFA livestock project exhibitors are under the supervision of an Agricultural Science Teacher or County Extension Agent who serves as the advisor for that project.** Excessive involvement of third-party consultants, breeders, fitters not affiliated with the Texas 4-H and/or Texas FFA programs is prohibited. Third-party involvement interfering with the exhibitor's ability to provide primary daily care of and engagement with livestock projects may result in the disqualification of all state validated livestock projects owned by all associated exhibitors/families. Likewise, third-party involvement interfering with the County Extension Agent and Agricultural Science Teacher's ability to properly supervise the livestock project may result in the



disqualification of all state validated livestock projects or future validation records.

**b.** Livestock projects must be raised at the physical address of validation record. Prior approval must be granted by the “Species Specific County-Level State Validation Committee” in the event the animal will be outside the direct care of the exhibitor, immediate family/guardian, and/or the supervising County Extension Agent or Agricultural Science Teacher. Failure to gain approval from the supervising Agricultural Science Teacher/County Extension Agent and the Species-Specific County-Level State Validation Committee will result in the disqualification of all state validated livestock.

**c.** To obtain prior approval, exhibitors must complete an official 4-H/FFA Validation Rule #3 Prior Approval Form. Exhibitors not obtaining prior approval as outlined above will be subject to disqualification of the livestock in question and any other state validated livestock projects.

The form can be accessed here: <https://texasyouthlivestock.com/wp-content/uploads/2021/08/Rule-3-Approval-Form.pdf>

By signing the Texas 4-H and FFA Livestock Program Ethics Policy, the exhibitor and parent/guardian, recognize his/her responsibilities for the primary and continuous care of livestock projects throughout the feeding period and hereby authorizes the State Validation Coordinator or designated representatives and/or State Validation Compliance Team, supervising AST/CEA and the “Species Specific County-Level State Validation Committee” **the right to inspect your livestock project(s), along with any other state validated livestock projects on premises, at any time during the feeding period with or without prior notice.** State validated livestock must be made available for inspection at any time requested at the address listed on validation record or any other property (public or privately owned) where the livestock may be located. Failure to make inspection available as requested will constitute a violation of validation rules and will lead to disqualification of the livestock in question and any other validated livestock. Additionally, any exhibitor in violation of the primary and continuous daily care rule is subject to disqualification.

**d.** The following is intended to serve as a guideline for housing state validated livestock. Texas 4-H and FFA livestock exhibitors are expected to follow these guidelines under the supervision and approval of their County-Level State Validation Committee and supervising Agricultural Science Teacher and/or County Extension Agent. In any instance of discrepancy, the Species-Specific State Validation Chairperson and the State Validation Executive Committee have the right to interpret these rules and will have the final decision on all housing inquiries.

i. All state validated livestock should be housed at the home of the livestock exhibitor or a family member or at a county or school ag facility. Any exhibitor who has existing livestock facilities or existing land to build such should house their livestock projects at their residence or at a county or school facility. It is the burden of the livestock exhibitor’s family to research and contact all school or county facilities in the county before exploring alternative options.

ii. If the previous facilities do not exist, an alternative facility may be investigated to house the livestock. A facility of this nature can only be explored after previously listed facilities have been exhausted. Alternative facilities must be within the exhibitor’s county and/or school district, unless deemed appropriate by designated approval documents. Alternative housing addresses must be listed on the Texas 4-H/FFA Livestock Program Ethics Policy Acknowledgement/Signature Form. Additionally, alternative facilities may only be used with approval from the County-Level State Validation Committee. These requests may be denied based on existing evidence of possible housing facilities listed in #1 AND/OR due to concerns of excessive third-party involvement. The burden of seeking approval is on the livestock exhibitor’s family. The Species-Specific State Validation Chairperson and the State Validation Executive Committee have the right to interpret these rules and will have the final decision on all housing inquiries in instances of disagreement or interpretation. If an exhibitor is concerned of a potential housing facility that may not be acceptable according to the listed criteria, please contact the Species-Specific State Validation Chairperson for an advisory opinion. All interpretations, decisions and settlements will be made by program leadership to align these rules with the best interest of the program and participants. These requests and/or appeals will be approved/denied based on, but not limited to, the following criteria: existence or availability of housing facilities listed above, location, proximity to exhibitor, excessive third-party involvement, and previous instances of rule violation or excessive third-party involvement at the intended location. Excessive third-party involvement may be defined as, but is not limited to, the following:

- 1) Decision making or advice counter to that of the supervising County Extension Agent or Agricultural Science Teacher
- 2) Daily or frequent feeding, training, maintenance, washing, rinsing, blowing, or other care practices
- 3) Interfering with or denying access to CEA, AST, and/or any other county or state level committee member as listed in Rule #3 to supervise or check state validated livestock
- 4) Encouragement of or use of unethical fitting or showing practices as listed in Rule #9
- 5) Excessive or misleading advice at livestock shows
- 6) Any rule violations by the livestock housing provider

iii. Violation of livestock show rules or validation regulations by a livestock housing provider may result in the removal of that location from the list of approved validation housing sites, including Rule #3 Approval Form address.

**4.** Animals validated for the Texas state validation program may also be exhibited at other shows. Be advised, however, the sale or participation in terminal shows will impact the state validated animals per the directives outlined below involving chain of animal ownership.

**a.** If any Texas state validated animal is exhibited and SOLD at any other major livestock show officially sanctioned by Texas state validation, the animal will be ineligible to show at any subsequent major livestock show in the animal’s lifetime. These shows include: Heart ‘O Texas Fair, State Fair of Texas, Grandstand/Hill Country District Livestock Show, Fort Worth Livestock Show and Rodeo, Sandhills Stock Show, San



Angelo Livestock Show and Rodeo, San Antonio Stock Show & Rodeo, Houston Livestock Show and Rodeo, Rodeo Austin, Texas' Elite Showcase, and the Rio Grande Valley Livestock Show.

- b. Additionally, Texas state validated livestock offered for sale during the feeding period via private treaty, private or public auction (including terminal county livestock show auctions) will be ineligible to show at any subsequent major livestock show during the feeding period. If ownership changes or has the possibility of changing through a sale offering (including animal(s) purchased back by the exhibitor of validation record), regardless of method or length of time, that chain of animal ownership is considered broken and will be ineligible to show at any remaining livestock shows in the feeding period requiring state validation.
5. DNA samples obtained from livestock at the time of County-Level State Validation must match DNA assays obtained any time during the feeding period for the state validated animal and exhibitor record.
6. A state validated livestock project may not be simultaneously validated in more than one county or state. Additionally, a state validated animal may not be county or state validated under a different exhibitor's name in another county. State validated livestock projects must be validated through the County 4-H Program or Texas FFA Chapter in which they will enter and show the livestock project in Texas major livestock shows.
7. Any method used to misrepresent the age of an animal for a class in which it is shown is deceptive and considered a violation of the rules and guidelines. Any method used to misrepresent the breed or falsification of documents for a breeding animal, as determined by a recognized breed association or livestock show, is deceptive and considered a violation of the rules and guidelines and may result in disqualification of the state validated livestock.
8. Family validation is permitted under certain circumstances. "Family validation" means state validating livestock with related family members in the same household, or separate, in the case of split family divorce situations. To be eligible for family validation, the youth participants must be related family members. "Related family members" for the purpose of state validation means nuclear family, stepfamily, or siblings via guardianship. Failure to utilize the student's legal name on any validation form or livestock show entry form is a violation of the Ethics Policy and may result in disqualification. Documentation, including official government-issued documents, may be requested in order to certify the identity and/or custody status of the youth participant.
9. Showing an animal for another individual by claiming ownership in order to show in a specific livestock class/event or claiming ownership through signage, social media, or any other advertising method is prohibited. A false claim of ownership is a violation of these guidelines and will lead to disqualification.
10. Treating an animal internally or externally, with any irritant, counter-irritant, or other substance used to artificially change the conformation or appearance, or enhance performance, of an animal for show is considered unethical, inhumane, and is prohibited. Surgery, injection or insertion of foreign material under the skin and/or into the flesh of an animal to change the natural contour, conformation or appearance of an animal's body is illegal. This includes, but is not limited to, **injection of gas, air, oil, or other foreign substances**; cutting/tearing of the hide/underneath the hide or removal of tissue in any attempt to alter the physical appearance of the animal; numbing or "deadening" an animal's tail; cutting tendons of an animal; using foreign substances to build or cosmetically re-shape feet; as well as "twining" which includes the attachment of hair or hair substances (i.e. baling twine, cloth, fiber, etc.). Acceptable practices of physical preparation which are allowed include: clipping of hair, trimming of hooves, dehorning, removal of ancillary teats, and docking of tails.
11. The use of unethical fitting, showing and/or handling practices or devices compromising animal welfare will not be tolerated. 12. Livestock exhibitors will be held accountable for the Species-Specific Validation Guidelines for each species in which they state validate livestock projects. Livestock exhibitors will also be held accountable for the rules and guidelines for each major livestock show in which they exhibit state validated livestock. Validation Guidelines may be found at [www.texasyouthlivestock.com](http://www.texasyouthlivestock.com). To remain in compliance, livestock must be fully validated. A full validation is specific per species and may include: tag, tattoo, nose print, ear notches, and all associated paperwork. Livestock will be held to the full validation as stated in each species validation guidelines. Animals not in compliance with a full validation may be subject to disqualification.
13. The Texas 4-H and FFA State Validation Executive Committee reserves the final and absolute right to interpret these rules and to settle and determine all matters, questions, and differences in regard thereto, or otherwise arising out of, or connected with, or incident to "Texas 4-H and FFA Livestock Program Ethics Policy". All interpretations, decisions and settlements will be made by program leadership in order to align these rules with the best interest of the program and participants.

Any violation of the Texas 4-H and FFA Livestock Program Ethics Policy and/or associated validation guidelines, as well as specific rules as designated by individual livestock shows may result in disqualification and/or probationary status and/or loss of eligibility for future participation in organized livestock competition. **Possible civil or criminal penalties may be imposed by the proper authorities based on evidence provided by the livestock show of exhibitors in violation of the Federal Food, Drug and Cosmetic Act/or the animal mistreatment, neglect, and abandonment laws that apply on the local, state, and/or national levels.** All rule violations will be dealt with on an individual basis by the Specie-Specific State Validation Committee, State Validation Coordinators, and/or appropriate livestock show officials.

## 2025–2026 Texas 4-H/FFA Livestock Program Ethics Policy Acknowledgement/Signature Form

I, the parent/guardian and exhibitor, am verifying that I have read the “Texas 4-H/FFA Livestock Program Ethics Policy” and understand the consequences of and penalties involved for illegal, unethical, inhumane, and unfair practices in livestock competition. I am also verifying knowledge that my family and I may be prohibited from future participation in organized validation programs in the State of Texas and could face possible criminal prosecution and/or civil penalties if implicated in any of the aforementioned acts.

**ATTENTION:** Please list the address the livestock will be housed below. The address where the animal(s) will be located should be approved by the local validation committee. If a housing address change occurs during the feeding period, the exhibitor is responsible for notifying their supervising CEA/AST who-in-turn must notify the county-level state validation committee for approval. It will be the responsibility of the county-level state validation chair to notify the State Specie Specific Validation Chair of the address upon arrival.

**IMPORTANT:** Only one exhibitor per form.

Physical Address (Livestock Housing)	City	Zip Code
Exhibitor Mailing Address	City	Zip Code

**Signatures of Acknowledgement:** These signatures verify you have read the 2025-2026 Texas 4-H/FFA Livestock Program Ethics Policy in its entirety (Pages 1-3). Please return this page completed and signed.

Exhibitor (Printed Name)	Exhibitor (Signature)	Date
Exhibitor Family Phone Number: _____	Exhibitor Family Email Address: _____	

Parent/Guardian (Printed Name)	Parent/Guardian (Signature)	Date
--------------------------------	-----------------------------	------

Supervising CEA/AST (Printed Name)	Supervising CEA/AST (Signature)	Date
------------------------------------	---------------------------------	------

Validation Chairman (Printed Name)	Validation Chairman (Signature)	Date
------------------------------------	---------------------------------	------

FFA Chapter and/or County 4-H Name	County Name
------------------------------------	-------------

**State Validation Deadline Dates (These are state deadlines only, local deadlines take priority over the dates listed below):**

**State Fair and Heart of Texas:**

June 30 for steers, heifers, lambs, goats, breeding sheep and goats, and swine

**All Other Major Shows:**

June 30 for steers

October 31 for lambs and goats

October 1 breeding sheep and goats

October 31 breeding heifers

November 30 for swine

## Texas 4-H/FFA Sheep and Goat Validation Program Parental Waiver and Hold Harmless Agreement

I, \_\_\_\_\_, being the parent or legal guardian of \_\_\_\_\_, a minor and an exhibitor (herein after referred to as Exhibitor(s)) in the 2023-2024 Texas 4-H/FFA Junior Livestock Sheep/Goat Program, am unable to be present during the Sheep/Goat Validation Process and at the time hair samples will be collected for identification purposes.

I hereby authorize the \_\_\_\_\_ County Sheep/Goat Validation Committee to complete the Validation Process for Exhibitor's sheep/goat(s) in his/her presence. I recognize that he/she is a minor child and will be acting without my parental guidance and oversight.

Finally, I agree and acknowledge that because I am not able to be present during the Sheep/Goat Validation Process, I hereby waive any and every right to challenge, question, or contest any and all actions or inaction of the County Sheep/Goat Validation Committee during the Validation Process for Exhibitor's sheep/goat(s). As a parent and/or legal guardian of Exhibitor(s), I fully understand and acknowledge that if the requirements for the validation of his/her sheep/goat(s) are not completed correctly, (1) the sheep/goat(s) will not be eligible for competition in the Junior Livestock Sheep/Goat Programs for the 2024 Major Show season, and (2) I hereby agree to hold harmless for any and all purposes and to relinquish any present or future claims against all members of the County Sheep/Goat Validation Committee and/or other person(s) that participated in any attempted validation of Exhibitor's sheep/goat(s).

\_\_\_\_\_  
(Signature of Parent or Legal Guardian)

\_\_\_\_\_  
(Date)

**The signing of this document does not substitute as a valid signature on all other required validation documentation. Parents and/or Legal Guardians MUST sign ALL other validation materials for the exhibitor(s) to be eligible for participation in the Texas 4-H/FFA Sheep and Goat Validation Program.**

## **Texas Livestock Validation Form**

**The Texas Livestock  
Validation Form is  
on the next page!**



# 2026 Sheep & Goat Validation Program

## Texas 4-H/FFA Validation Guidelines – MAJOR SHOW

<https://sheepandgoatvalidation.tamu.edu/>

### TEXAS 4-H AND FFA SHEEP AND GOAT VALIDATION FORM

County Name \_\_\_\_\_ County Tattoo # \_\_\_\_\_ Date \_\_\_\_\_

Name(s) \_\_\_\_\_ or \_\_\_\_\_  
(Last) (First) (MI) (Last) (First) (MI)

or \_\_\_\_\_ or \_\_\_\_\_  
(Last) (First) (MI) (Last) (First) (MI)

or \_\_\_\_\_ Family Email Address \_\_\_\_\_  
(Last) (First) (MI)

Address \_\_\_\_\_ City \_\_\_\_\_ Zip \_\_\_\_\_ Phone \_\_\_\_\_

#### MARKET LAMB AND GOAT SECTION

PROJECTS ARE FAMILY VALIDATED

Validation Tag #	TLBA/TGBA# If Applicable	Lamb Breed/ Goat	Validation Tag #	TLBA/TGBA# If Applicable	Lamb Breed/ Goat	Validation Tag #	TLBA/TGBA# If Applicable	Lamb Breed/ Goat

#### WETHER/COMMERCIAL DAM AND DOE / BREEDING SHEEP AND GOAT SECTION

WETHER/COMMERCIAL PROJECTS ARE FAMILY VALIDATED / REGISTERED PROJECTS CAN BE FAMILY VALIDATED

Validation Tag #	B. Sheep / B. Goat OR W. Dam / W. Doe	Exhibitor Name(s) (ONLY COMPLETE IF PAPERS ARE NOT REGISTERED TO ALL EXHIBITORS LISTED)	B. Sheep / W. Dam Breed	Registration # (If Applicable)	TLBA/TGBA# (W. Dam / W. Doe If Applicable)	Flock Tag / Tattoo

By signing this document, the exhibitor and parent/guardian, recognize his/her responsibilities for the primary and continuous care of livestock projects throughout the feeding period and hereby authorizes the State Validation Coordinator or designated representatives and/or State Validation Compliance Team, supervising CEA/AST, and the "Species Specific County-Level State Validation Committee" **the right to inspect your livestock project(s), along with any other state validated livestock projects on premises, at any time during the feeding period with or without prior notice.** State validated livestock must be made available for inspection at any time requested at the address listed on validation record or any other property (public or privately owned) where the livestock may be located. Failure to make inspection available as requested will constitute a violation of validation rules and may lead to disqualification of the livestock in question and any other validated livestock. Additionally, any exhibitor in violation of the primary and continuous daily care rule is subject to disqualification.

**ATTENTION: Exhibitor(s), parent/guardian, supervising CEA/AST, and committee members are equally responsible for making sure sheep/goats are validated properly and that all information found on this Validation Form is correct. It should be noted that validation is a proof of ownership as required by major livestock shows in Texas. It does NOT automatically enter exhibitors in a major livestock show or county show.**

Exhibitor Signature(s) NO INITIALS

Validation Chairperson Signature NO INITIALS

Supervising CEA/AST Signature NO INITIALS Club/Chapter \_\_\_\_\_

Parent or Guardian Signature NO INITIALS Print Name \_\_\_\_\_